

PLAN  
SCALE: 3/4"=1'-0"

APPLIANCE

|       |  |
|-------|--|
| AP-1  | RANGE B.O. — JENN AIR #JDSP548HL         |
| AP-2  | HOOD B.O. — JENN AIR #UVL6048JSS         |
| AP-3  | BLOWER B.O. — JENN AIR #UXB0600DYS       |
| AP-4  | DISHWASHER B.O. — JENN AIR #JDFSS245LX   |
| AP-5  | MICROWAVE B.O. — JENN AIR #JMDFS24IL     |
| AP-6  | REFRIGERATOR B.O. — JENN AIR #JF42NFXDE  |
| AP-7  | BEVERAGE B.O. — JENN AIR #JUWFR242HL     |
| AP-8  | SINK B.O. — KRAUS #KWU110-32             |
| AP-9  | SINK B.O. — KRAUS #KHU101-17             |
| AP-10 | SINK B.O. — KRAUS #KHU101-14             |
| AP-11 | FAUCET B.O. — SPEC. TBD                  |
| AP-12 | REFRIGERATOR B.O. — JENN AIR #JUDFP242HL |

|      |   |
|------|---|
| WD-1 | F |
| CM   | C |

|      |   |
|------|---|
| H-1  | B |
| H-2  | B |
| H-3  | B |
| H-4  | B |
| H-5  | B |
| H-6  | B |
| H-7  | N |
| H-8  | L |
| H-9  | L |
| H-10 | L |
| H-11 | L |
| H-12 | N |
| H-13 | F |
| H-14 | S |

|      |   |
|------|---|
| ST-1 | S |
| E-1  | E |
| E-2  | E |

|      |      |
|------|------|
| AP-1 | AP   |
| AP-2 | AP   |
| REV  | REV  |
| SIGN | SIGN |

|    |          |
|----|----------|
| NR | DATE     |
| 1  | 02/08/22 |
| 2  | 03/03/22 |
| 3  | 03/09/22 |
| 4  | 03/09/22 |

|      |      |
|------|------|
| ON   | ARCH |
| SUF  | ARCH |
| AR   | ARCH |
| AP   | ARCH |
| SIGN | SIGN |

|      |      |
|------|------|
| AP-1 | AP   |
| AP-2 | AP   |
| REV  | REV  |
| SIGN | SIGN |

|      |      |
|------|------|
| AP-1 | AP   |
| AP-2 | AP   |
| REV  | REV  |
| SIGN | SIGN |

|      |      |
|------|------|
| AP-1 | AP   |
| AP-2 | AP   |
| REV  | REV  |
| SIGN | SIGN |

|      |      |
|------|------|
| AP-1 | AP   |
| AP-2 | AP   |
| REV  | REV  |
| SIGN | SIGN |

|      |      |
|------|------|
| AP-1 | AP   |
| AP-2 | AP   |
| REV  | REV  |
| SIGN | SIGN |

|      |      |
|------|------|
| AP-1 | AP   |
| AP-2 | AP   |
| REV  | REV  |
| SIGN | SIGN |

|      |      |
|------|------|
| AP-1 | AP   |
| AP-2 | AP   |
| REV  | REV  |
| SIGN | SIGN |

|      |      |
|------|------|
| AP-1 | AP   |
| AP-2 | AP   |
| REV  | REV  |
| SIGN | SIGN |

|      |      |
|------|------|
| AP-1 | AP   |
| AP-2 | AP   |
| REV  | REV  |
| SIGN | SIGN |

|      |      |
|------|------|
| AP-1 | AP   |
| AP-2 | AP   |
| REV  | REV  |
| SIGN | SIGN |

|      |      |
|------|------|
| AP-1 | AP   |
| AP-2 | AP   |
| REV  | REV  |
| SIGN | SIGN |

|      |      |
|------|------|
| AP-1 | AP   |
| AP-2 | AP   |
| REV  | REV  |
| SIGN | SIGN |

|      |      |
|------|------|
| AP-1 | AP   |
| AP-2 | AP   |
| REV  | REV  |
| SIGN | SIGN |

|      |      |
|------|------|
| AP-1 | AP   |
| AP-2 | AP   |
| REV  | REV  |
| SIGN | SIGN |

|      |      |
|------|------|
| AP-1 | AP   |
| AP-2 | AP   |
| REV  | REV  |
| SIGN | SIGN |

|      |      |
|------|------|
| AP-1 | AP   |
| AP-2 | AP   |
| REV  | REV  |
| SIGN | SIGN |

|      |      |
|------|------|
| AP-1 | AP   |
| AP-2 | AP   |
| REV  | REV  |
| SIGN | SIGN |

|      |      |
|------|------|
| AP-1 | AP   |
| AP-2 | AP   |
| REV  | REV  |
| SIGN | SIGN |

|      |      |
|------|------|
| AP-1 | AP   |
| AP-2 | AP   |
| REV  | REV  |
| SIGN | SIGN |

|      |      |
|------|------|
| AP-1 | AP   |
| AP-2 | AP   |
| REV  | REV  |
| SIGN | SIGN |

|      |      |
|------|------|
| AP-1 | AP   |
| AP-2 | AP   |
| REV  | REV  |
| SIGN | SIGN |

|      |      |
|------|------|
| AP-1 | AP   |
| AP-2 | AP   |
| REV  | REV  |
| SIGN | SIGN |

|      |      |
|------|------|
| AP-1 | AP   |
| AP-2 | AP   |
| REV  | REV  |
| SIGN | SIGN |

|      |      |
|------|------|
| AP-1 | AP   |
| AP-2 | AP   |
| REV  | REV  |
| SIGN | SIGN |

|      |      |
|------|------|
| AP-1 | AP   |
| AP-2 | AP   |
| REV  | REV  |
| SIGN | SIGN |

|      |      |
|------|------|
| AP-1 | AP   |
| AP-2 | AP   |
| REV  | REV  |
| SIGN | SIGN |

|      |      |
|------|------|
| AP-1 | AP   |
| AP-2 | AP   |
| REV  | REV  |
| SIGN | SIGN |

|      |      |
|------|------|
| AP-1 | AP   |
| AP-2 | AP   |
| REV  | REV  |
| SIGN | SIGN |

|      |      |
|------|------|
| AP-1 | AP   |
| AP-2 | AP   |
| REV  | REV  |
| SIGN | SIGN |

|      |      |
|------|------|
| AP-1 | AP   |
| AP-2 | AP   |
| REV  | REV  |
| SIGN | SIGN |

|      |      |
|------|------|
| AP-1 | AP   |
| AP-2 | AP   |
| REV  | REV  |
| SIGN | SIGN |

|      |      |
|------|------|
| AP-1 | AP   |
| AP-2 | AP   |
| REV  | REV  |
| SIGN | SIGN |

|      |      |
|------|------|
| AP-1 | AP   |
| AP-2 | AP   |
| REV  | REV  |
| SIGN | SIGN |

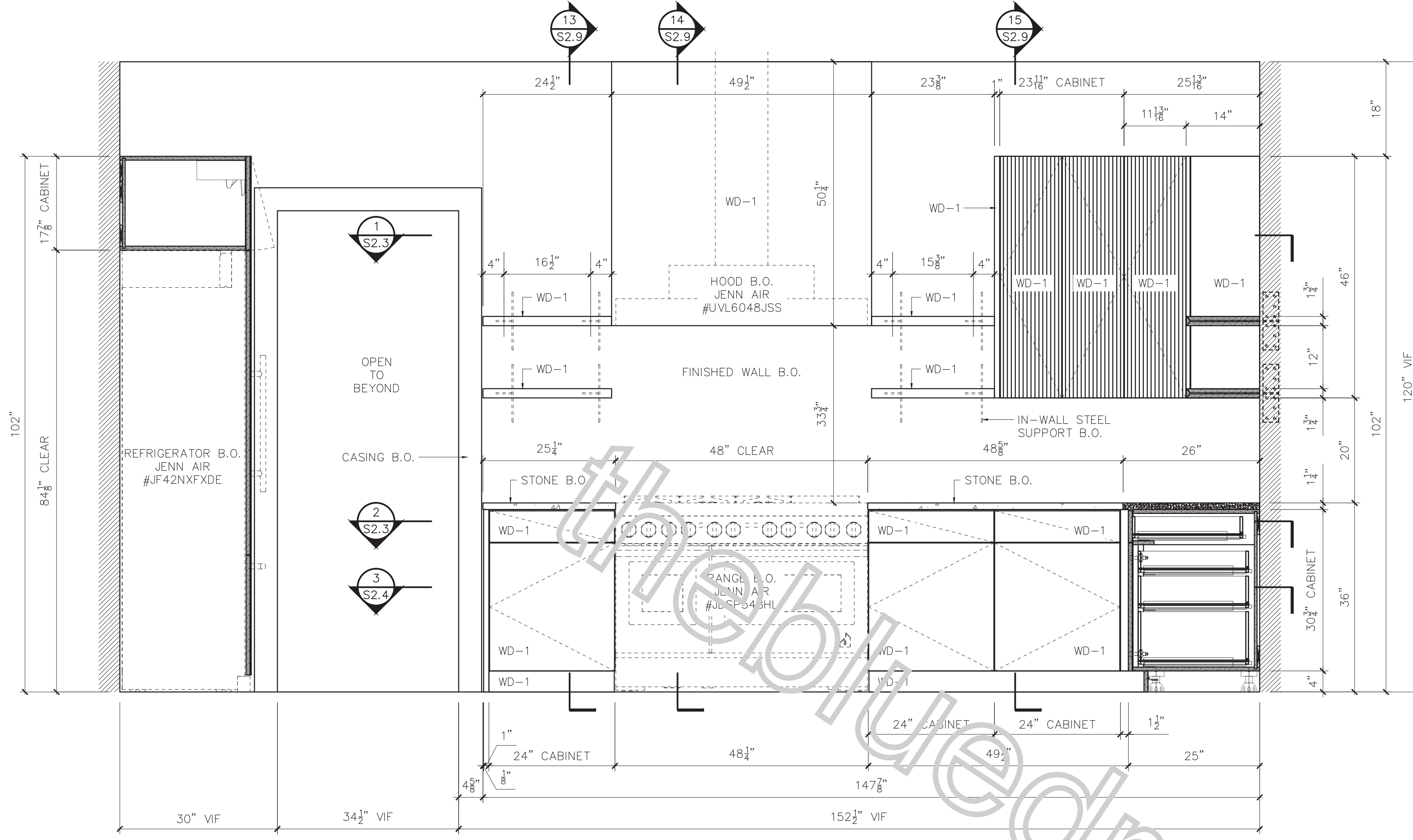
|      |      |
|------|------|
| AP-1 | AP   |
| AP-2 | AP   |
| REV  | REV  |
| SIGN | SIGN |

|      |      |
|------|------|
| AP-1 | AP   |
| AP-2 | AP   |
| REV  | REV  |
| SIGN | SIGN |

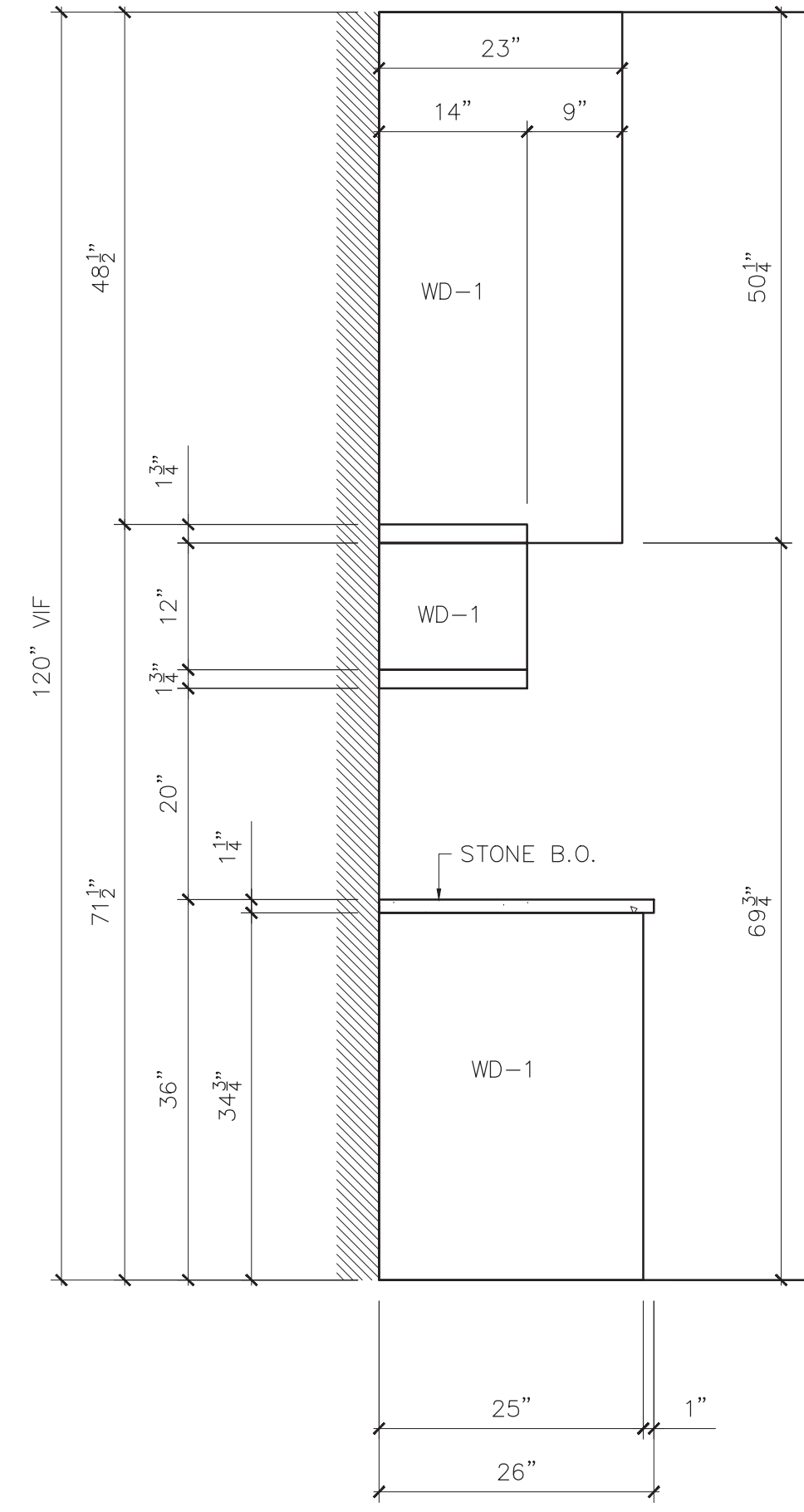
|      |      |
|------|------|
| AP-1 | AP   |
| AP-2 | AP   |
| REV  | REV  |
| SIGN | SIGN |

|      |      |
|------|------|
| AP-1 | AP   |
| AP-2 | AP   |
| REV  | REV  |
| SIGN | SIGN |

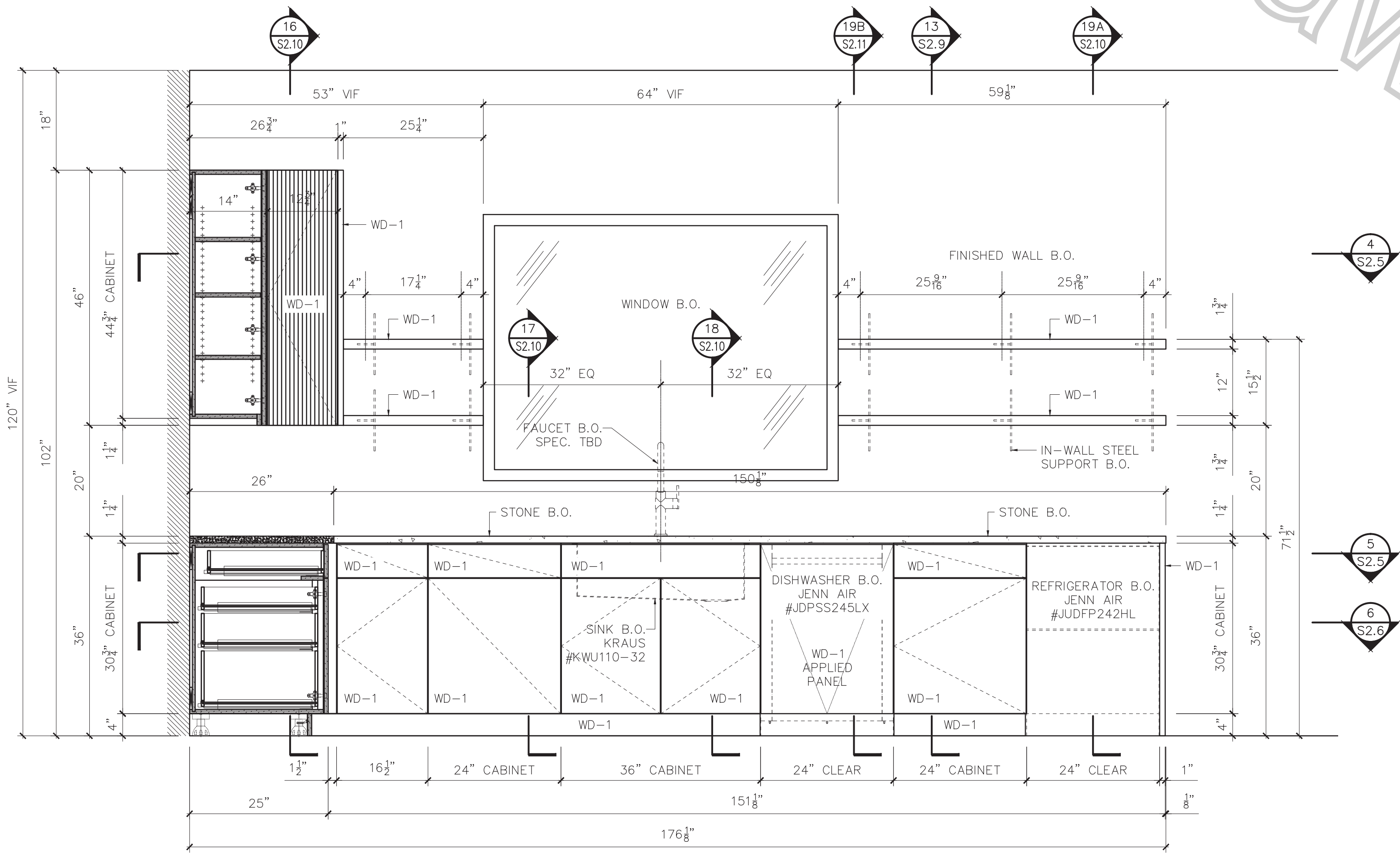
PROJECT: 135  
ARCHITECT: [REDACTED]  
DATE: 02/18/22  
SCALE: AS NOTED  
DWN BY: SEV  
DWG NO.: S2.0



A ELEVATION  
SCALE: 3/4"=1'-0"



B ELEVATION  
SCALE: 3/4"=1'-0"



C ELEVATION  
SCALE: 3/4"=1'-0"

|      |   |
|------|---|
| WD-1 | P |
| CM   | C |
| H-1  | B |
| H-2  | B |
| H-3  | B |
| H-4  | B |
| H-5  | B |
| H-6  | B |
| H-7  | N |
| H-8  | L |
| H-9  | L |
| H-10 | L |
| H-11 | N |
| H-12 | N |
| H-13 | P |
| H-14 | S |
| ST-1 | S |
| E-1  | C |
| E-2  | C |

|      |          |      |
|------|----------|------|
| APP  |          |      |
| APP  |          |      |
| REV  |          |      |
| SIGN |          |      |
| Nr   | DATE     | OBS. |
| 1    | 02/18/22 |      |
| 2    | 03/03/22 |      |
| 3    | 03/20/22 |      |
| 4    | 03/31/22 |      |

|      |  |  |
|------|--|--|
| ON   |  |  |
| SUP  |  |  |
| ARC  |  |  |
| APP  |  |  |
| SIGN |  |  |

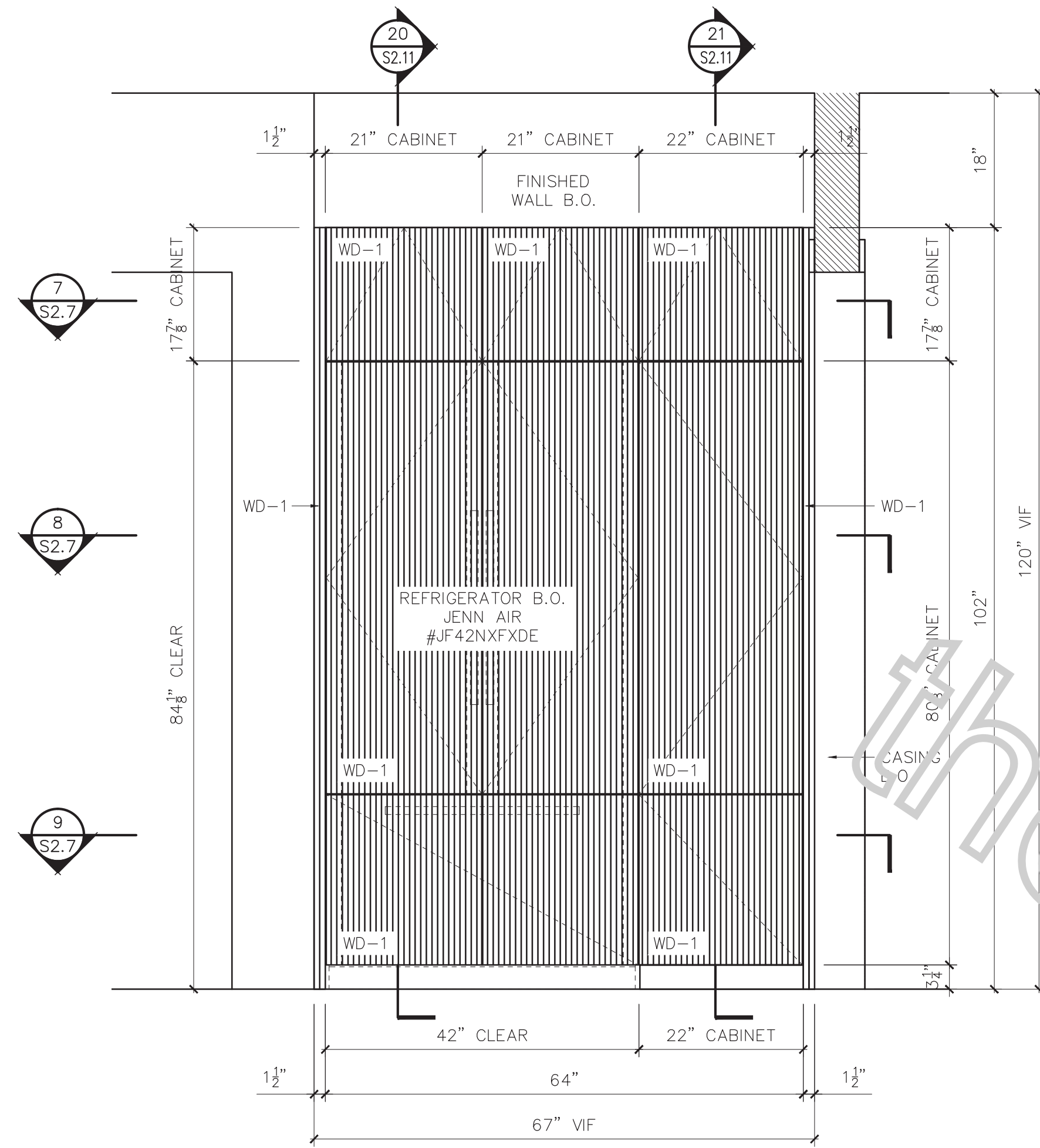
|      |             |
|------|-------------|
| AFF  | = Above F   |
| BSE  | = Base      |
| BCK  | = Back      |
| BAB  | = Back      |
| CABT | = Cabinet   |
| CAS  | = Casing    |
| CL   | = Clear Cpe |
| CLP  | = Cornde    |
| DB   | = Drawer B  |
| DF   | = Drawer F  |
| VIF  | = Verify In |
| FD   | = Field Dim |

|         |     |  |
|---------|-----|--|
| PROJEC  | 135 |  |
| ARCH./D |     |  |

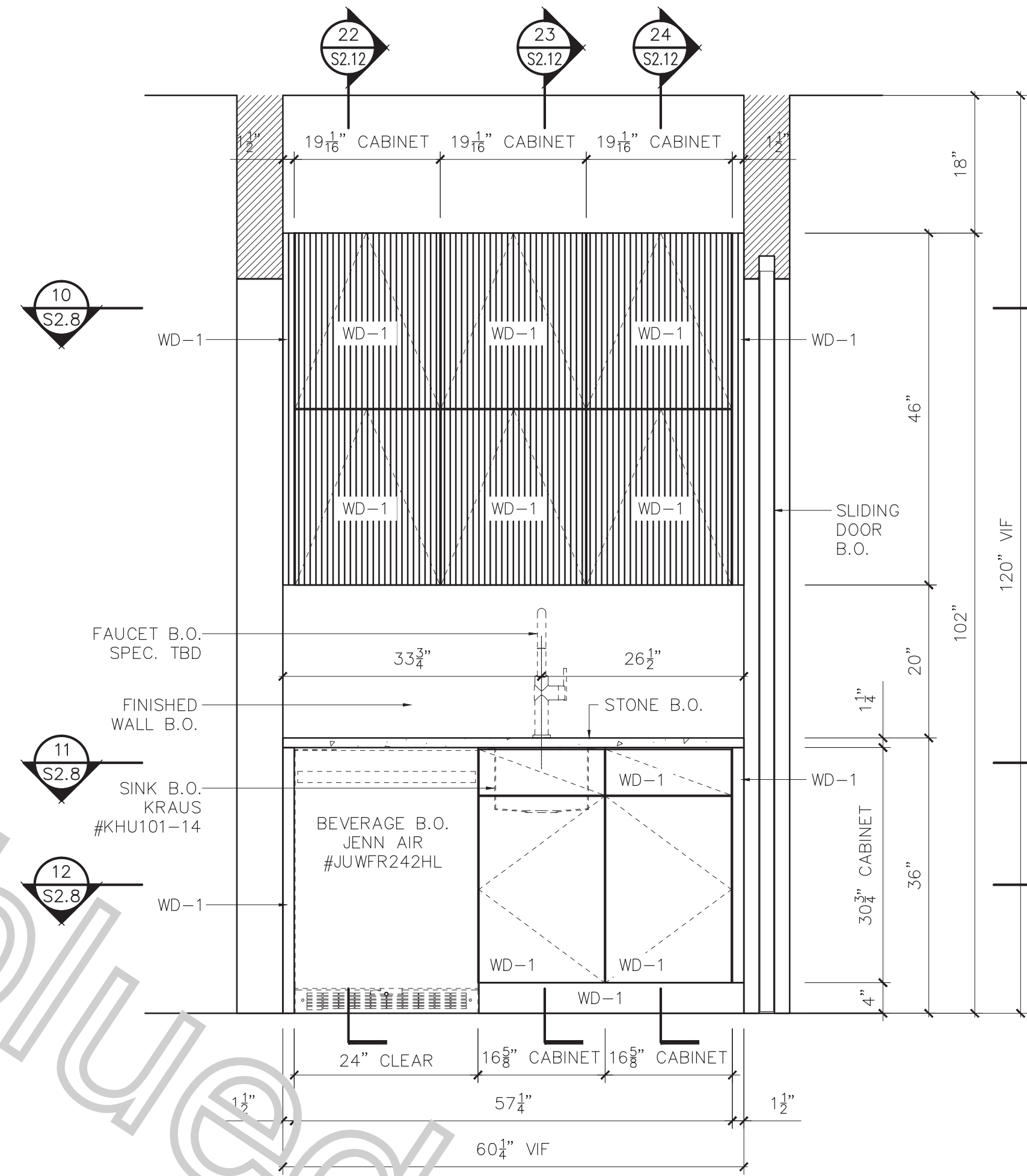
|        |  |  |
|--------|--|--|
| TEL:91 |  |  |
|--------|--|--|

|      |  |  |
|------|--|--|
| KITC |  |  |
| TRTY |  |  |

|         |          |        |          |          |      |
|---------|----------|--------|----------|----------|------|
| DWN BY: | SEV      | SCALE: | AS NOTED | DWG.NO.: | S2.1 |
| DATE:   | 02/18/22 |        |          |          |      |



D ELEVATION  
SCALE: 3/4"=1'-0"



E ELEVATION  
SCALE: 3/4"=1'-0"

|      |   |
|------|---|
| WD-1 | P |
| CM   | C |
| H-1  | E |
| H-2  | P |
| H-3  | H |
| H-4  | E |
| H-5  | P |
| H-6  | H |
| H-7  | N |
| H-8  | V |
| H-9  | L |
| H-10 | 1 |
| H-11 | N |
| H-12 | L |
| H-13 | P |
| H-14 | S |

|      |   |
|------|---|
| ST-1 | S |
| E-1  | C |
| E-2  | C |

|      |  |
|------|--|
| APP  |  |
| APP  |  |
| REV  |  |
| SIGN |  |

| Nr | DATE     | OBS. |
|----|----------|------|
| 1  | 02/18/22 |      |
| 2  | 03/03/22 |      |
| 3  | 03/20/22 |      |
| 4  | 03/31/22 |      |

|      |  |
|------|--|
| ON   |  |
| SUP  |  |
| ARC  |  |
| APP  |  |
| SIGN |  |

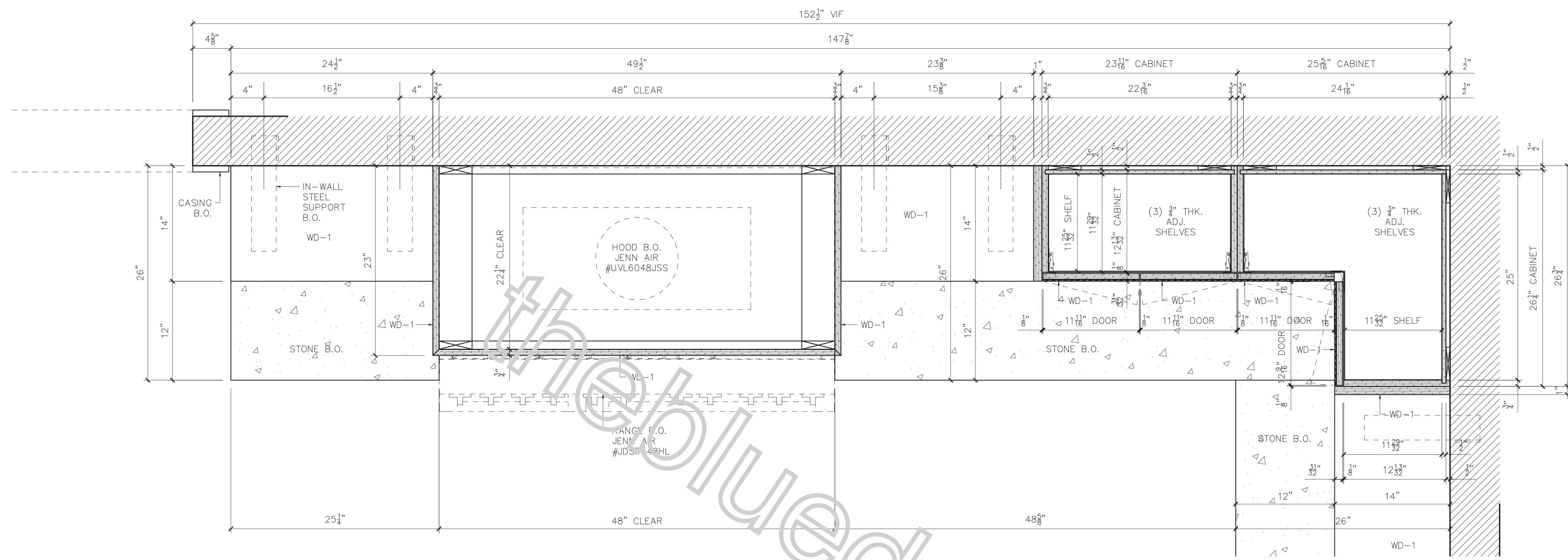
|                |
|----------------|
| AFF=Above F    |
| BSE=Base       |
| BCK=Back       |
| CABT=Cabinet   |
| CAS=Casing     |
| CL=Clear Cpt   |
| CLCP=Cover Cpt |
| DB=Drawer B    |
| DF=Drawer F    |
| VIF=Verify In  |
| FD=Field Dim   |

PROJECT: 135

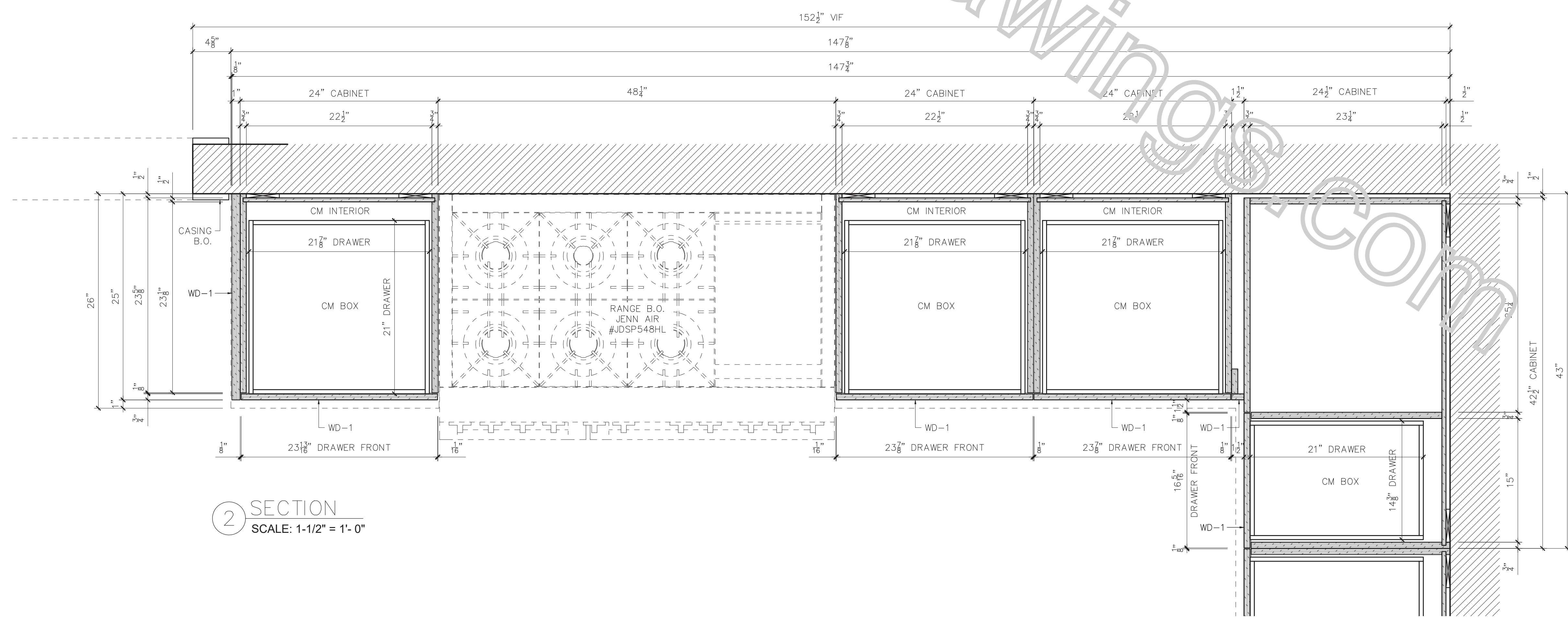
ARCH./D: TEL:91

KITCHEN COUNTRY

|                |                 |               |
|----------------|-----------------|---------------|
| DWN BY: SEV    | SCALE: AS NOTED | DWG.NO.: S2.2 |
| DATE: 02/18/22 |                 |               |



1 SECTION  
SCALE: 1-1/2" = 1'-0"



2 SECTION  
SCALE: 1-1/2" = 1'-0"

|      |             |
|------|-------------|
| WD-1 | FRONT PANEL |
| CM   | CABINET     |
| H-1  | HOOD        |
| H-2  | HOOD        |
| H-3  | HOOD        |
| H-4  | HOOD        |
| H-5  | HOOD        |
| H-6  | HOOD        |
| H-7  | HOOD        |
| H-8  | HOOD        |
| H-9  | HOOD        |
| H-10 | HOOD        |
| H-11 | HOOD        |
| H-12 | HOOD        |
| H-13 | HOOD        |
| H-14 | HOOD        |
| ST-1 | STONE       |
| E-1  | EDGE        |
| E-2  | EDGE        |

|      |           |      |
|------|-----------|------|
| APP  | APPROVED  |      |
| REV  | REVISION  |      |
| SIGN | SIGNATURE |      |
| Nr   | DATE      | OBS. |
| 1    | 02/18/22  |      |
| 2    | 03/03/22  |      |
| 3    | 03/20/22  |      |
| 4    | 03/31/22  |      |

|      |           |
|------|-----------|
| ON   | OWNER     |
| SUP  | SUPPLIER  |
| AR   | ARCHITECT |
| APP  | APPROVED  |
| SIGN | SIGNATURE |

|      |             |
|------|-------------|
| AFF  | Above Field |
| BSE  | Base        |
| BCK  | Back        |
| CABT | Cabinet     |
| CAS  | Casing      |
| CL   | Clear       |
| CLIP | Clip        |
| COM  | Compart     |
| DB   | Drawer      |
| DF   | Drawer      |
| VIF  | Verify In   |
| FD   | Field Dim   |

PROJECT: 135

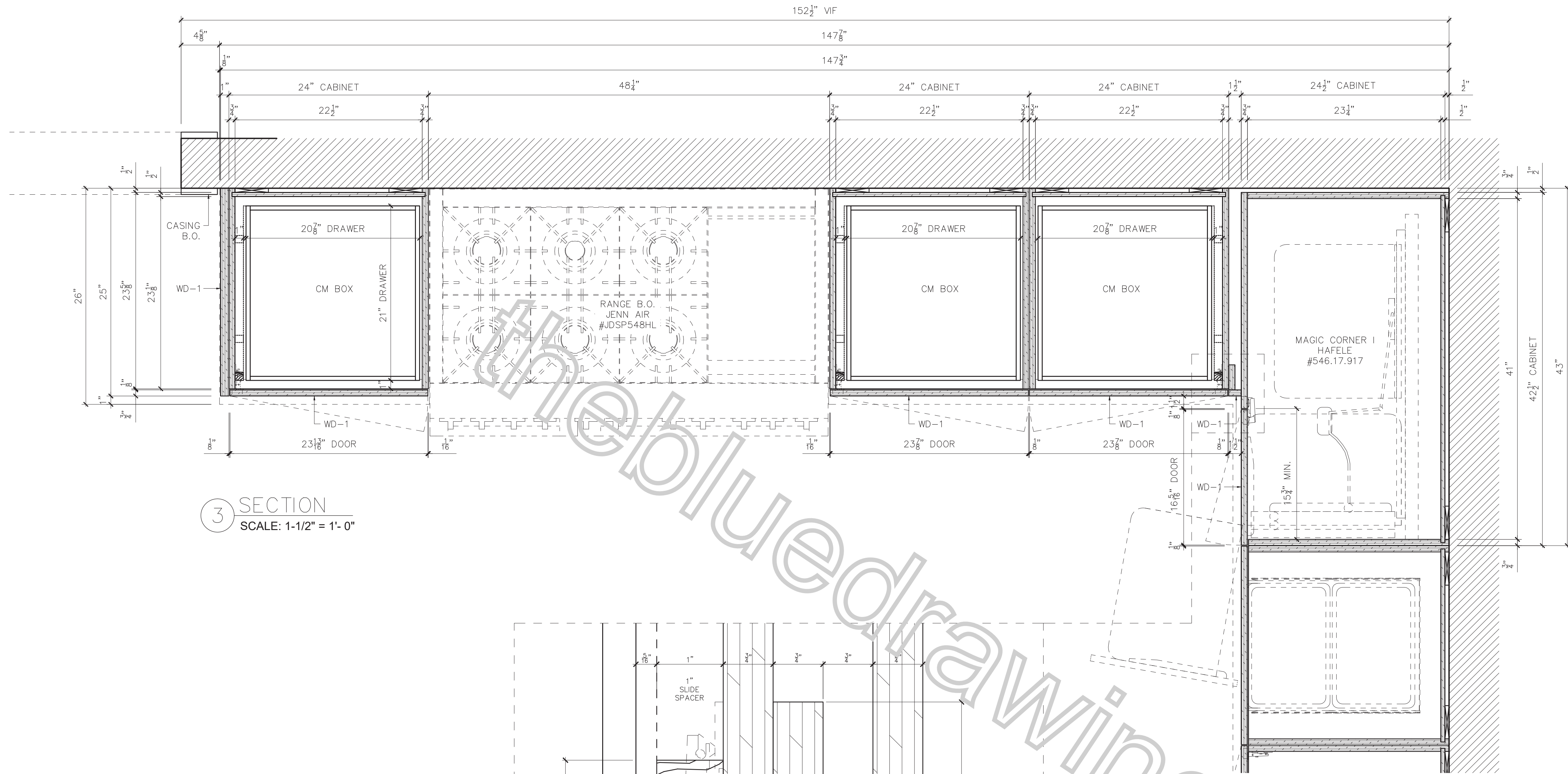
ARCH./D: [Redacted]

TEL: 91 [Redacted]

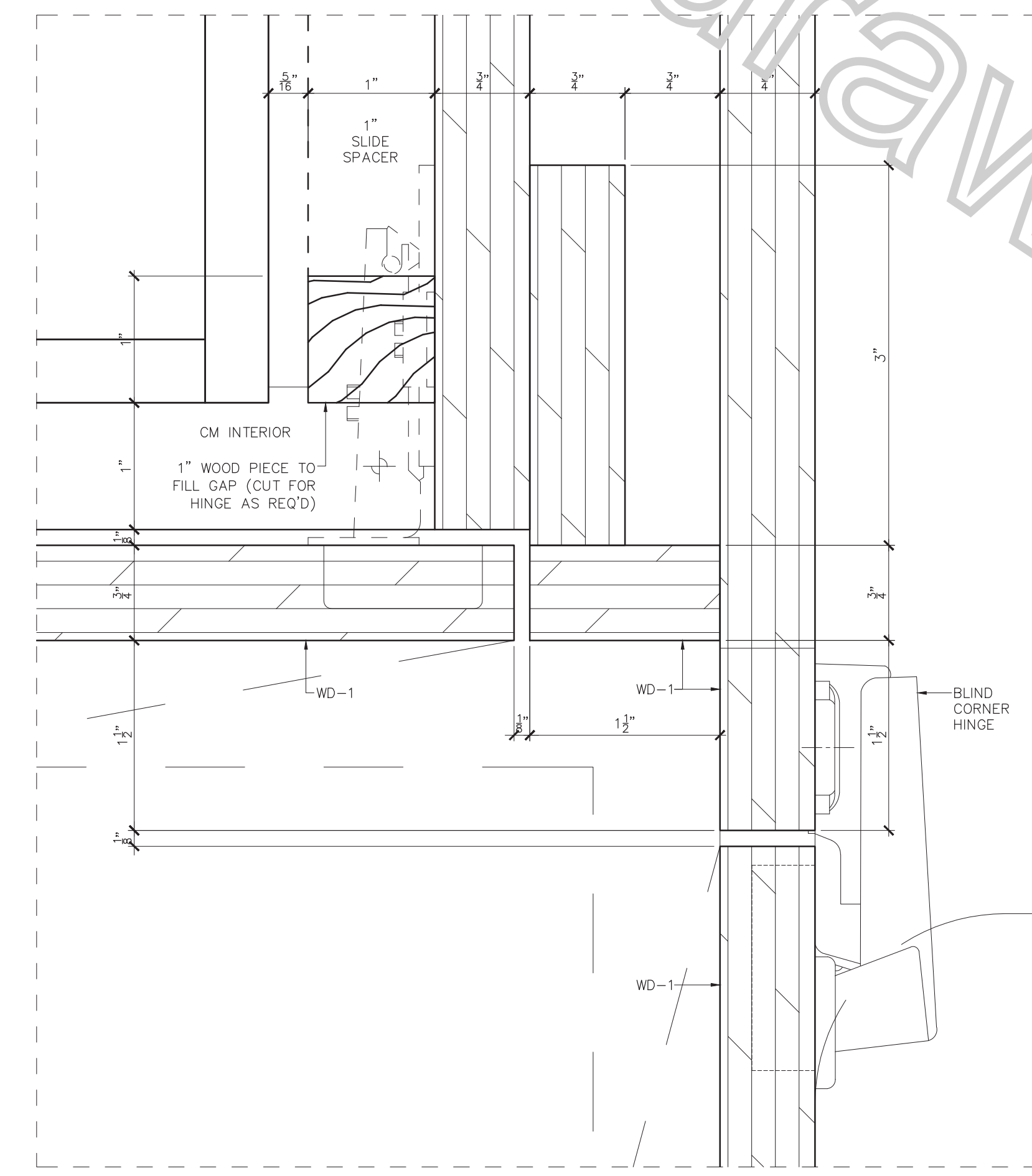
KITCHEN [Redacted]

|         |          |        |          |          |      |
|---------|----------|--------|----------|----------|------|
| DWN BY: | SEV      | SCALE: | AS NOTED | DWG.NO.: | S2.3 |
| DATE:   | 02/18/22 |        |          |          |      |

S  
9  
30.10  
40B  
6.17.917  
52  
700  
GLE  
7.76.334  
340  
#360230  
OBS.  
SS  
ET  
made.com  
TRY



3 SECTION  
SCALE: 1-1/2" = 1'-0"



|      |              |
|------|--------------|
| WD-1 | FRONT DRAWER |
| CM   | CABINET      |
| H-1  | HEIGHT 1     |
| H-2  | HEIGHT 2     |
| H-3  | HEIGHT 3     |
| H-4  | HEIGHT 4     |
| H-5  | HEIGHT 5     |
| H-6  | HEIGHT 6     |
| H-7  | HEIGHT 7     |
| H-8  | HEIGHT 8     |
| H-9  | HEIGHT 9     |
| H-10 | HEIGHT 10    |
| H-11 | HEIGHT 11    |
| H-12 | HEIGHT 12    |
| H-13 | HEIGHT 13    |
| H-14 | HEIGHT 14    |

|      |                 |
|------|-----------------|
| ST-1 | STAINLESS STEEL |
| E-1  | EMERALD GREEN   |
| E-2  | EMERALD GREEN   |

|      |           |
|------|-----------|
| APP  | APPROVED  |
| APP  | APPROVED  |
| REV  | REVISION  |
| SIGN | SIGNATURE |

| Nr | DATE     | OBS. |
|----|----------|------|
| 1  | 02/18/22 |      |
| 2  | 03/03/22 |      |
| 3  | 03/20/22 |      |
| 4  | 03/31/22 |      |

|      |           |
|------|-----------|
| ON   | OWNER     |
| SUP  | SUPPLIER  |
| ARC  | ARCHITECT |
| APP  | APPROVED  |
| SIGN | SIGNATURE |

|      |                 |
|------|-----------------|
| AFF  | Above Floor     |
| BFF  | Below Floor     |
| BCK  | Back            |
| CABT | Cabinet         |
| CAS  | Casing          |
| CL   | Clearance       |
| CLIP | Corner          |
| DB   | Drawer          |
| DF   | Drawer Front    |
| VIF  | Verify In       |
| FD   | Field Dimension |

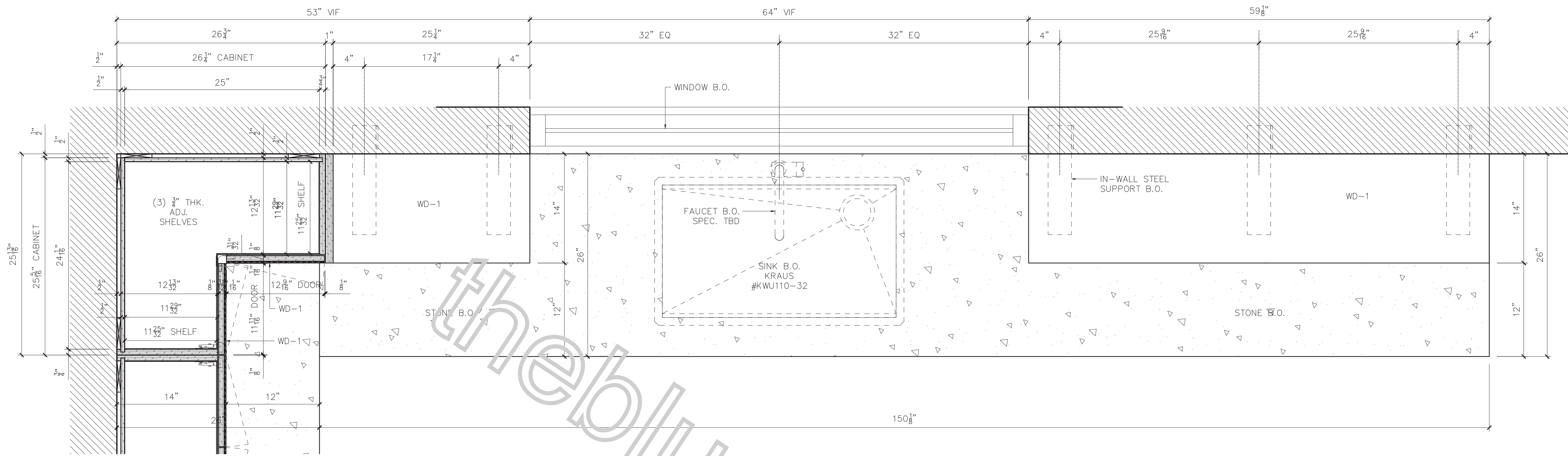
PROJECT: 135

ARCH./D: TEL:91

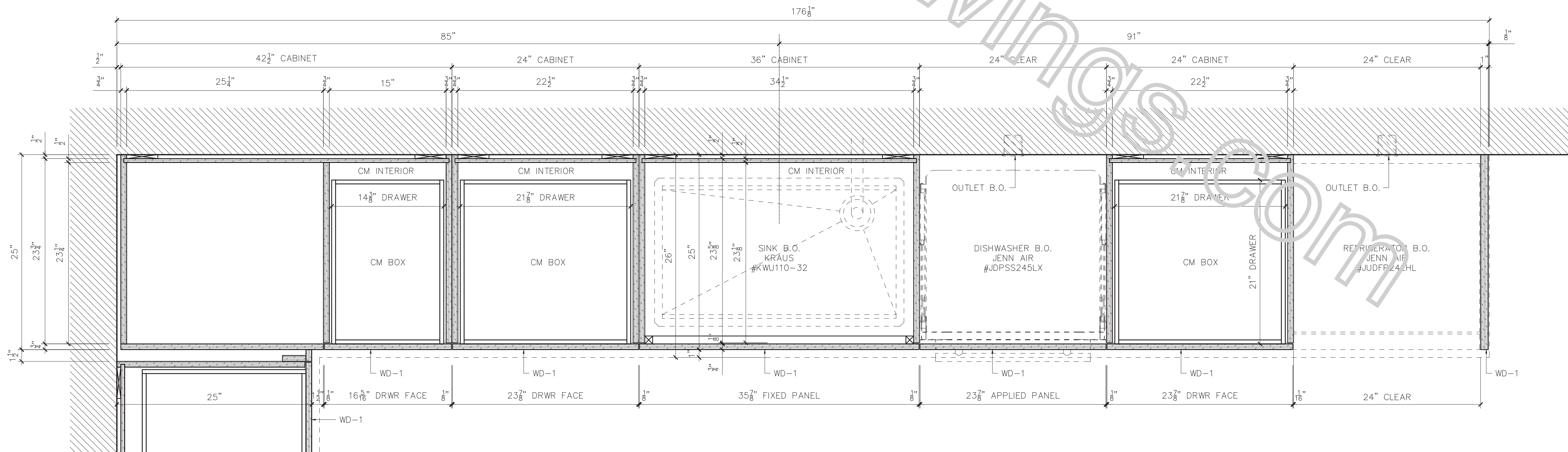
KITCHEN: COUNTRY

|         |          |        |          |          |      |
|---------|----------|--------|----------|----------|------|
| DWN BY: | SEV      | SCALE: | AS NOTED | DWG.NO.: | S2.4 |
| DATE:   | 02/18/22 |        |          |          |      |

theblueprint.com



4 SECTION  
SCALE: 1-1/2" = 1'-0"



5 SECTION  
SCALE: 1-1/2" = 1'-0"

|      |   |
|------|---|
| WD-1 | F |
| CM   | C |
| H-1  | E |
| H-2  | E |
| H-3  | E |
| H-4  | E |
| H-5  | E |
| H-6  | E |
| H-7  | N |
| H-8  | E |
| H-9  | L |
| H-10 | L |
| H-11 | N |
| H-12 | N |
| H-13 | F |
| H-14 | S |
| ST-1 | S |
| E-1  | C |
| E-2  | C |

|      |  |
|------|--|
| APP  |  |
| APP  |  |
| REV  |  |
| SIGN |  |

| Nr | DATE     | OBS. |
|----|----------|------|
| 1  | 02/18/22 |      |
| 2  | 03/03/22 |      |
| 3  | 03/20/22 |      |
| 4  | 03/31/22 |      |

|      |  |
|------|--|
| ON   |  |
| SUP  |  |
| ARC  |  |
| APP  |  |
| SIGN |  |

|      |            |
|------|------------|
| AFF  | =Above F   |
| BSE  | =Base      |
| BCK  | =Back      |
| CABT | =Cabinet   |
| CAS  | =Casing    |
| CL   | =Clear Cpt |
| CLD  | =Covrle    |
| DB   | =Drawer F  |
| DF   | =Drawer F  |
| VIF  | =Verify In |
| FD   | =Field Dim |

PROJECT  
135

ARCH./D  
TEL:91

KITC

DWN BY:  
SEV

SCALE:  
AS NOTED

DWG.NO.:  
S2.5

DATE:  
02/18/22

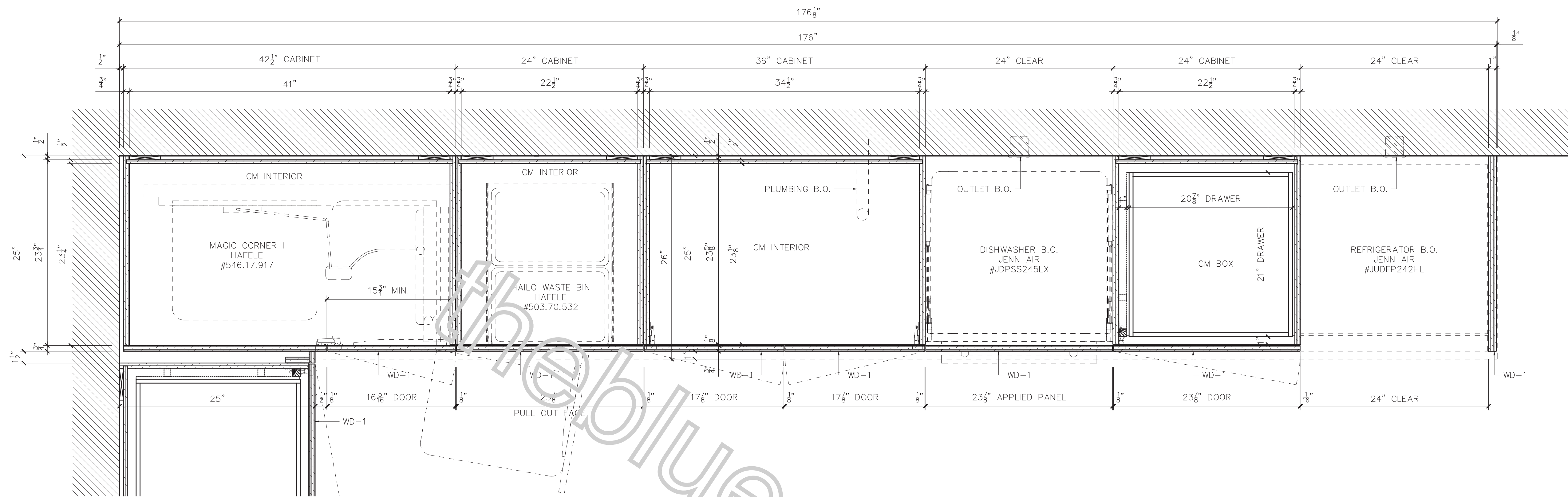
30.10  
40B  
6.17.917  
52  
700  
GLE  
7.76.334  
340  
#360230

ET

made.com

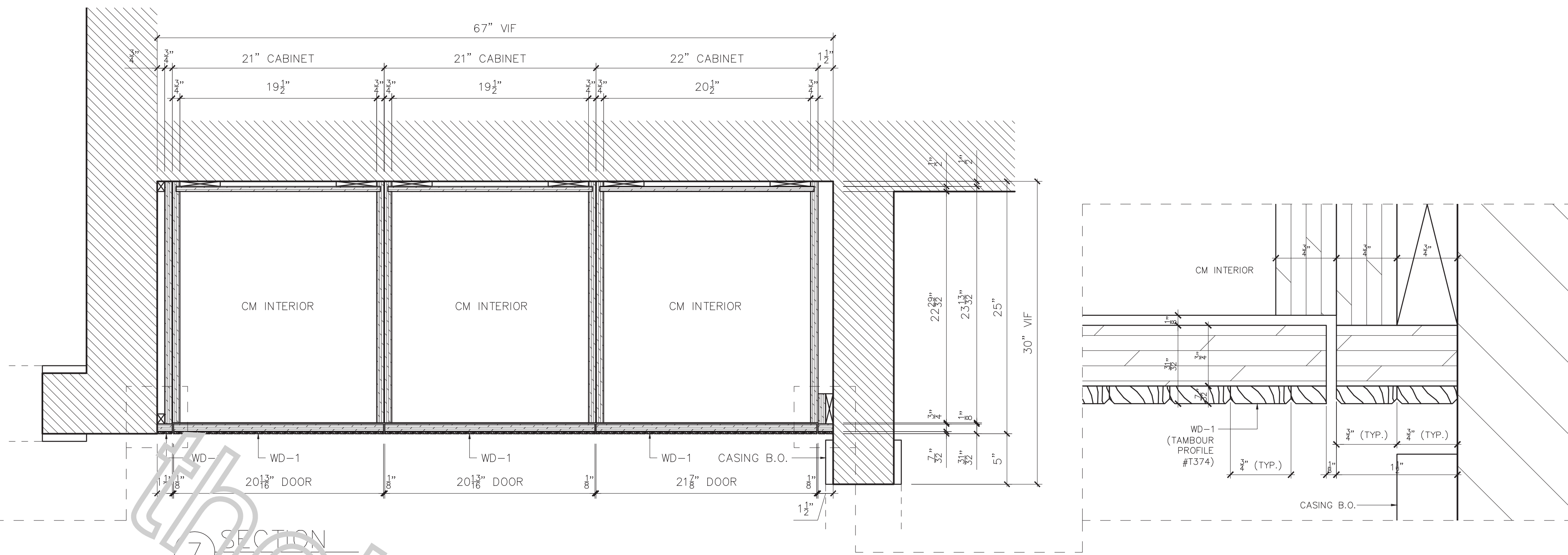
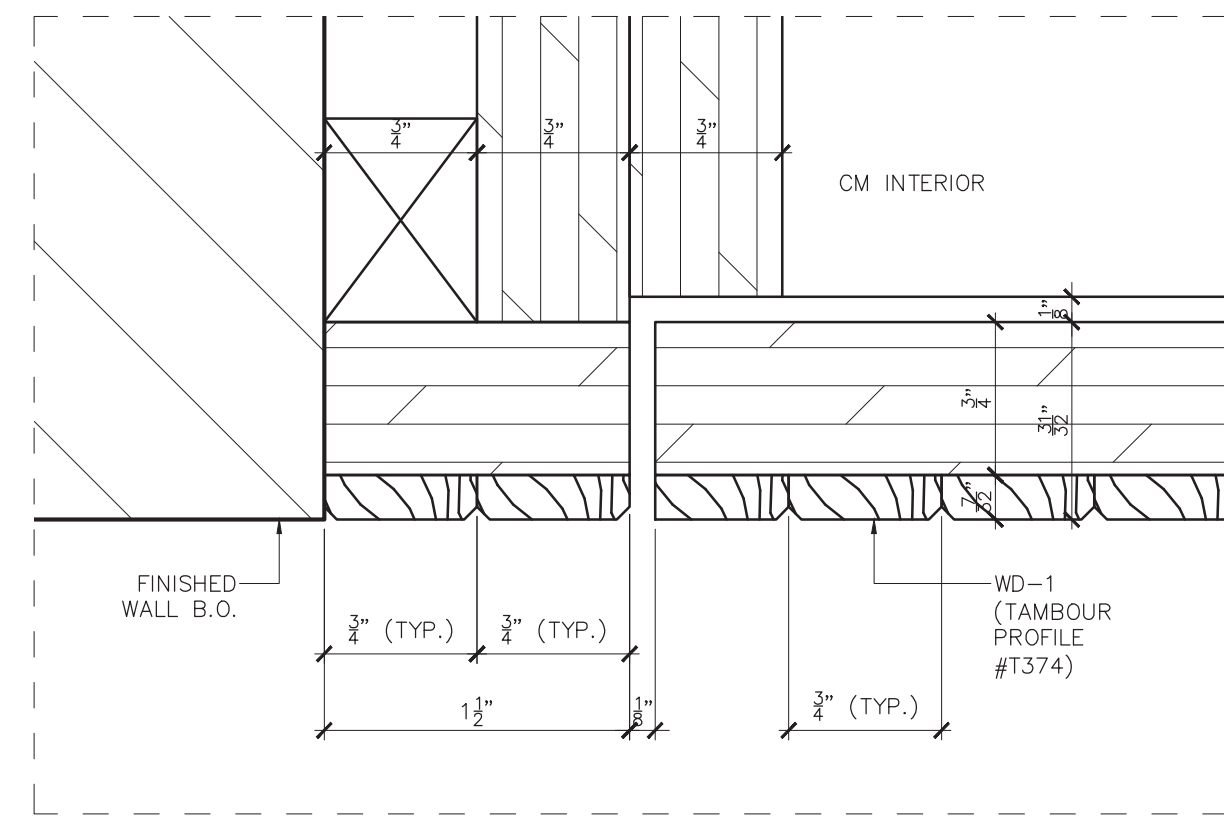
TRY

S  
9

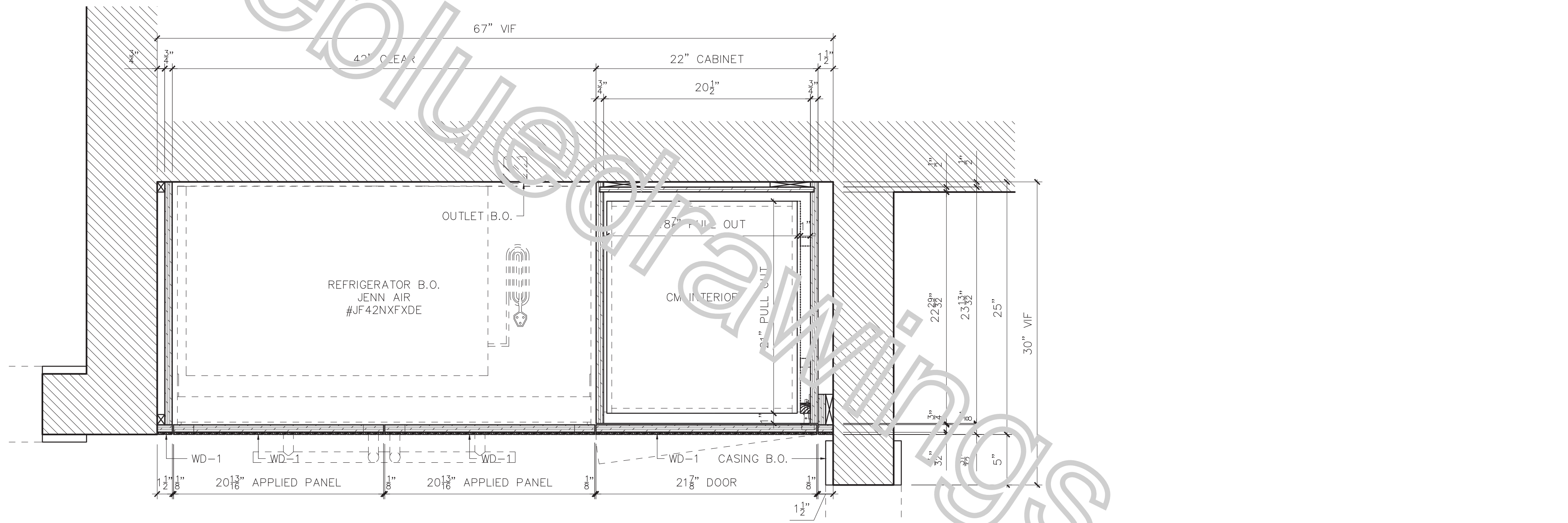


6 SECTION  
SCALE: 1-1/2" = 1'-0"

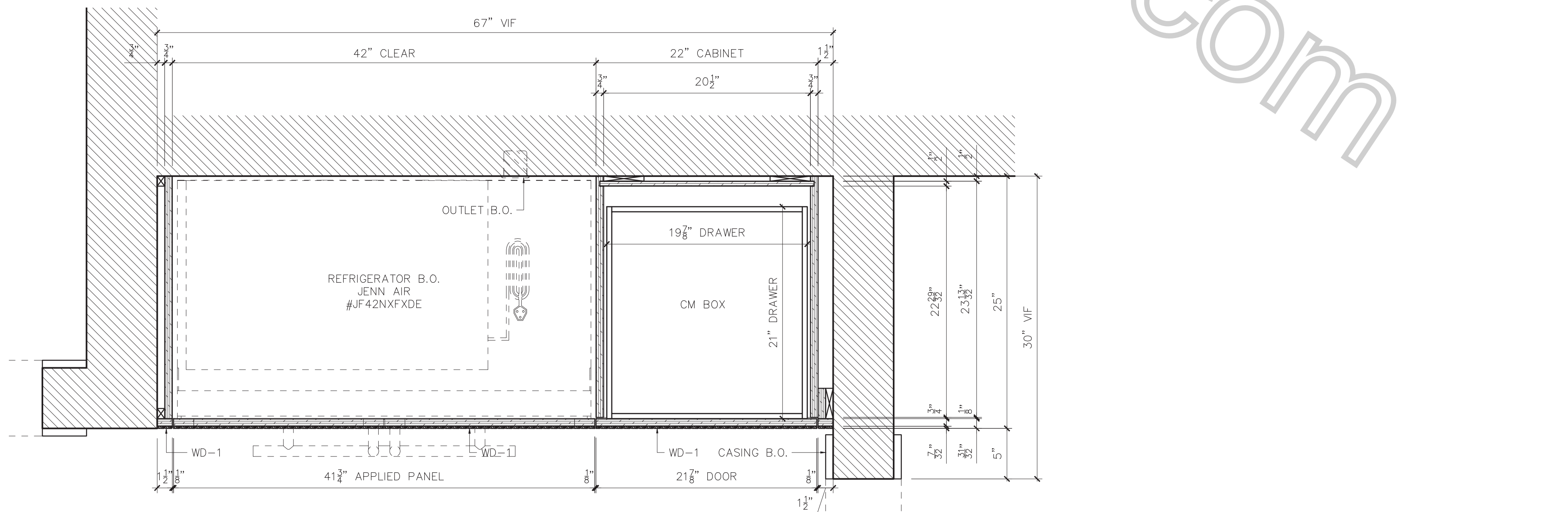
|             |               |              |              |
|-------------|---------------|--------------|--------------|
| WD-1        | CM            |              |              |
| H-1         | H-2           | H-3          | H-4          |
| H-5         | H-6           | H-7          | H-8          |
| H-9         | H-10          | H-11         | H-12         |
| H-13        | H-14          |              |              |
| ST-1        | E-1           | E-2          |              |
| APP         | APP           | REV          | SIGN         |
| Nr          | DATE          |              | OBS.         |
| 1           | 02/18/22      |              |              |
| 2           | 03/03/22      |              |              |
| 3           | 03/20/22      |              |              |
| 4           | 03/31/22      |              |              |
| ON          | SUP           | AR           |              |
| APP         |               |              |              |
| SIGN        |               |              |              |
| AFF=Above F | BGF=Base      | BCK=Back     | CABT=Cabinet |
| CAS=Casing  | CL=Clear Cpt  | CLOP=Counter | DB=Drawer B  |
| DF=Drawer F | VIF=Verify In | FD=Field Dim |              |
| PROJECT     | 135           |              | ET           |
| ARCH./D     |               |              | made.com     |
| TEL:91      |               |              |              |
| KITCHEN     |               |              | ENTRY        |
| DWN BY:     | SEV           | SCALE:       | AS NOTED     |
| DATE:       | 02/18/22      | DWG.NO.:     | S2.6         |



7 SECTION  
SCALE: 1-1/2" = 1'-0"



8 SECTION  
SCALE: 1-1/2" = 1'-0"



9 SECTION  
SCALE: 1-1/2" = 1'-0"

|      |   |
|------|---|
| WD-1 | P |
| CM   | C |
| H-1  | E |
| H-2  | P |
| H-3  | H |
| H-4  | E |
| H-5  | E |
| H-6  | P |
| H-7  | N |
| H-8  | V |
| H-9  | L |
| H-10 | L |
| H-11 | N |
| H-12 | L |
| H-13 | P |
| H-14 | S |

|      |   |
|------|---|
| ST-1 | S |
| E-1  | C |
| E-2  | C |

|      |  |
|------|--|
| APP  |  |
| APP  |  |
| REV  |  |
| SIGN |  |

| Nr | DATE     | OBS. |
|----|----------|------|
| 1  | 02/18/22 |      |
| 2  | 03/03/22 |      |
| 3  | 03/20/22 |      |
| 4  | 03/31/22 |      |

|      |  |
|------|--|
| ON   |  |
| SUP  |  |
| ARC  |  |
| APP  |  |
| SIGN |  |

|               |
|---------------|
| AFF=Above F   |
| BSE=Base      |
| BCK=Back      |
| CABT=Cabinet  |
| CAS=Casing    |
| CL=Clear Cpt  |
| CLCP=Cover    |
| DB=Drawer B   |
| DF=Drawer F   |
| VIF=Verify In |
| FD=Field Dim  |

|         |     |    |
|---------|-----|----|
| PROJECT | 135 | ET |
|---------|-----|----|

|         |  |          |
|---------|--|----------|
| ARCH./D |  | made.com |
|---------|--|----------|

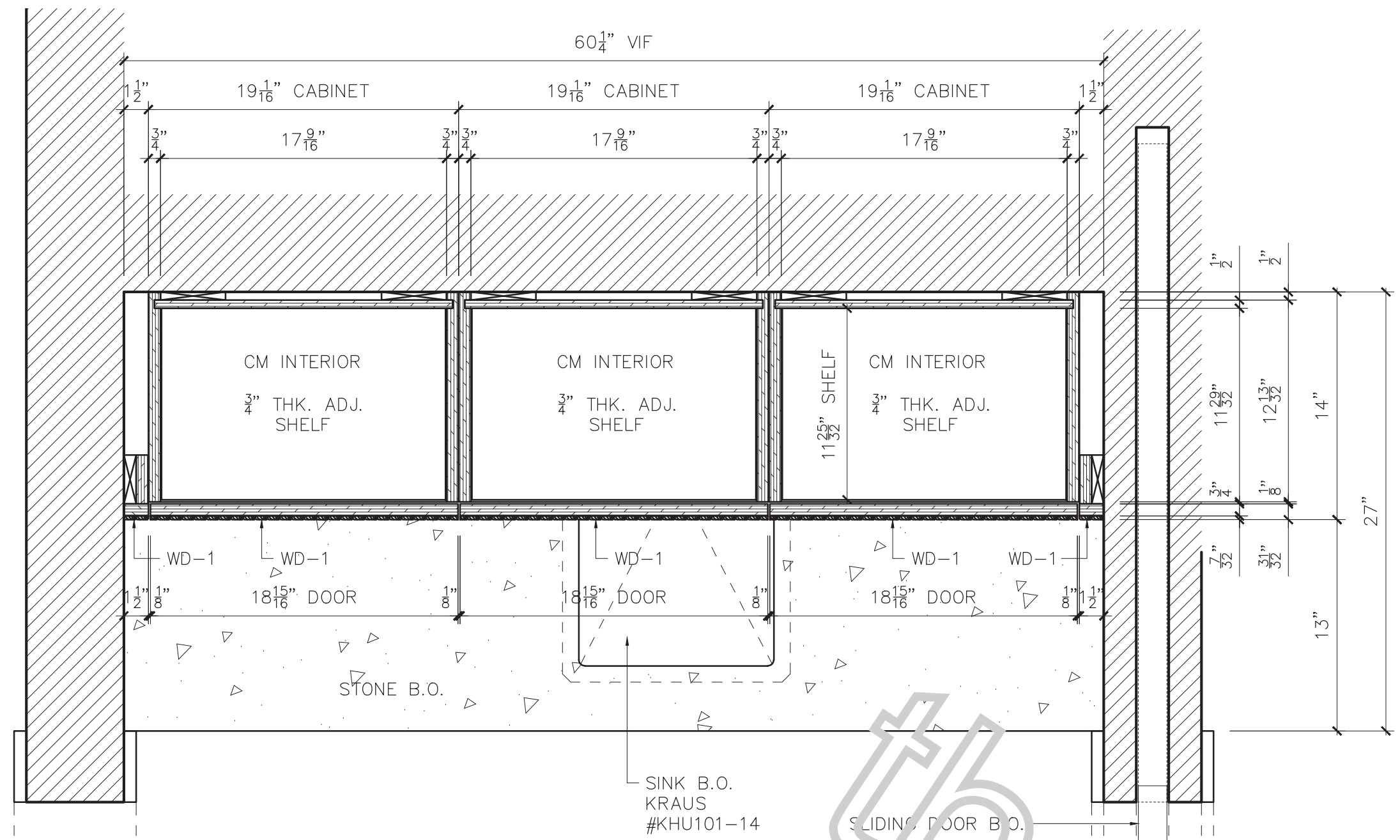
|        |  |  |
|--------|--|--|
| TEL:91 |  |  |
|--------|--|--|

|      |  |     |
|------|--|-----|
| KITC |  | TRY |
|------|--|-----|

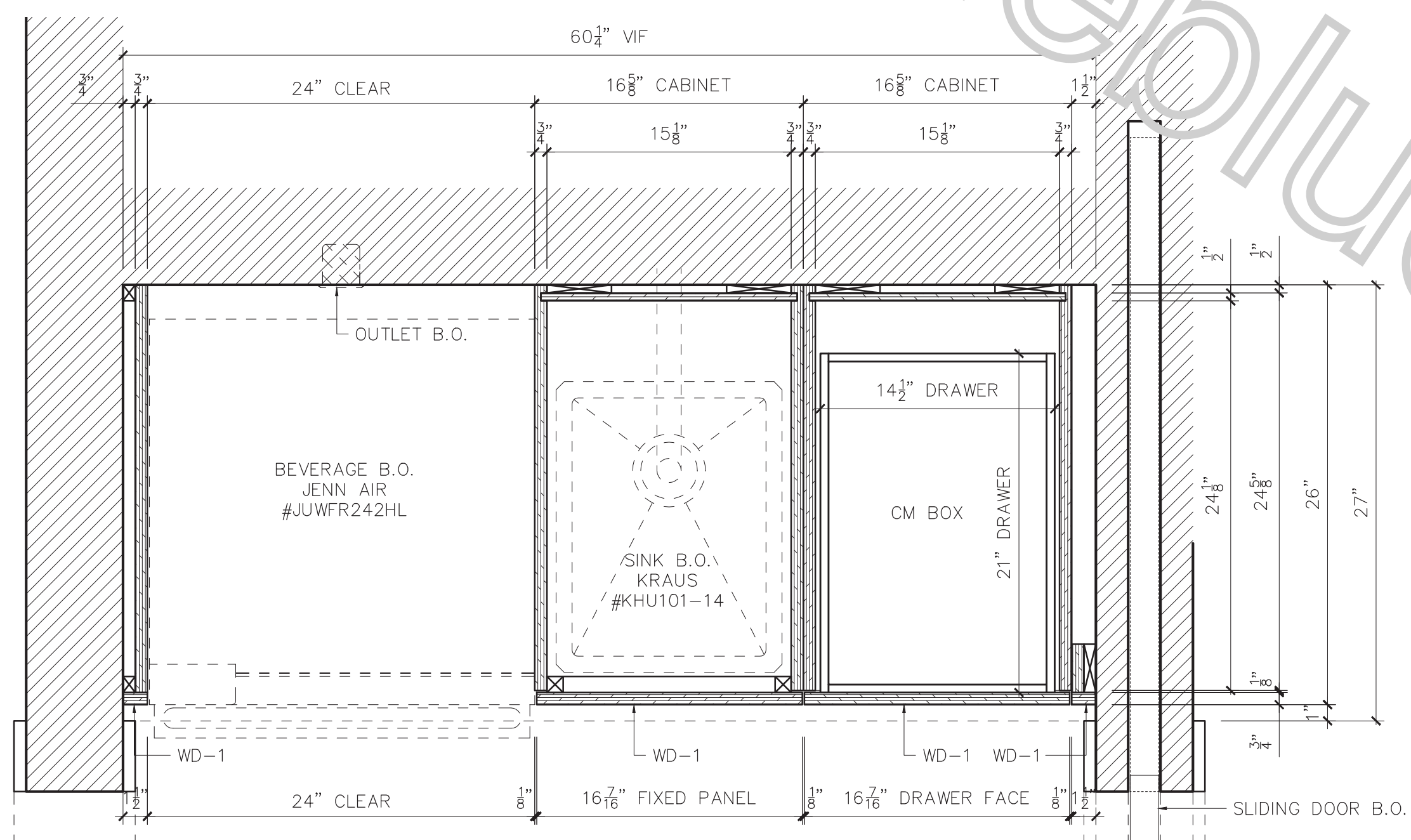
|         |          |        |          |          |      |
|---------|----------|--------|----------|----------|------|
| DWN BY: | SEV      | SCALE: | AS NOTED | DWG.NO.: | S2.7 |
| DATE:   | 02/18/22 |        |          |          |      |

thebluewinings.com

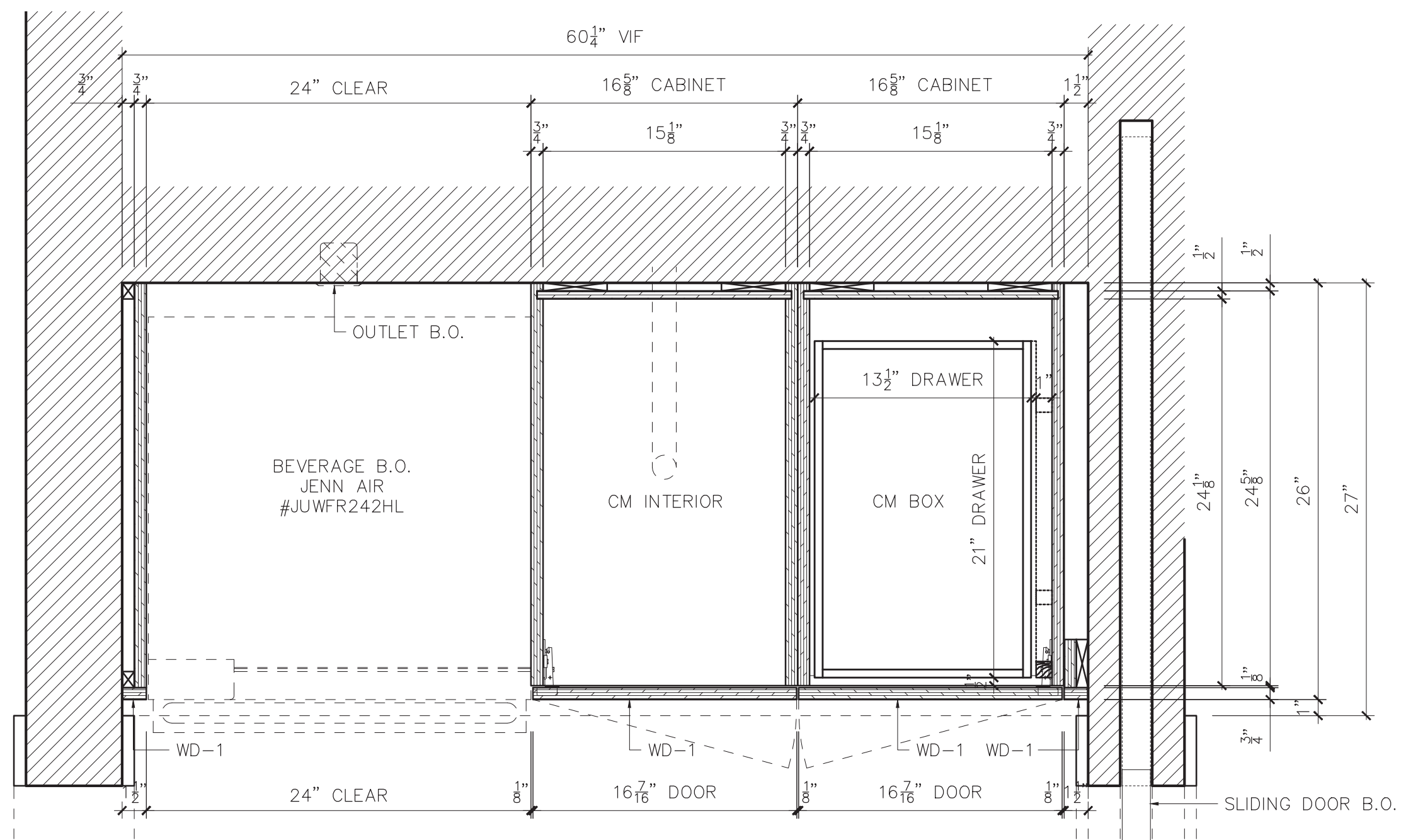




10 SECTION  
SCALE: 1-1/2" = 1'-0"



11 SECTION  
SCALE: 1-1/2" = 1'-0"



12 SECTION  
SCALE: 1-1/2" = 1'-0"

thebluedrawings.com

|      |   |
|------|---|
| WD-1 | F |
| CM   | C |
| H-1  | E |
| H-2  | E |
| H-3  | E |
| H-4  | E |
| H-5  | E |
| H-6  | E |
| H-7  | N |
| H-8  | V |
| H-9  | L |
| H-10 | L |
| H-11 | L |
| H-12 | N |
| H-13 | F |
| H-14 | S |

|      |   |
|------|---|
| ST-1 | S |
| E-1  | C |
| E-2  | C |

|      |  |
|------|--|
| APP  |  |
| APP  |  |
| REV  |  |
| SIGN |  |

| Nr | DATE     | OBS. |
|----|----------|------|
| 1  | 02/18/22 |      |
| 2  | 03/03/22 |      |
| 3  | 03/20/22 |      |
| 4  | 03/31/22 |      |

|      |  |
|------|--|
| ON   |  |
| SUP  |  |
| ARC  |  |
| APP  |  |
| SIGN |  |

|               |  |
|---------------|--|
| AFF=Above F   |  |
| BGF=Base      |  |
| BCK=Back      |  |
| CABT=Cabinet  |  |
| CAS=Casing    |  |
| CL=Clear Cpt  |  |
| CLCP=Cover    |  |
| DB=Drawer F   |  |
| DF=Drawer F   |  |
| VIF=Verify In |  |
| FD=Field Dim  |  |

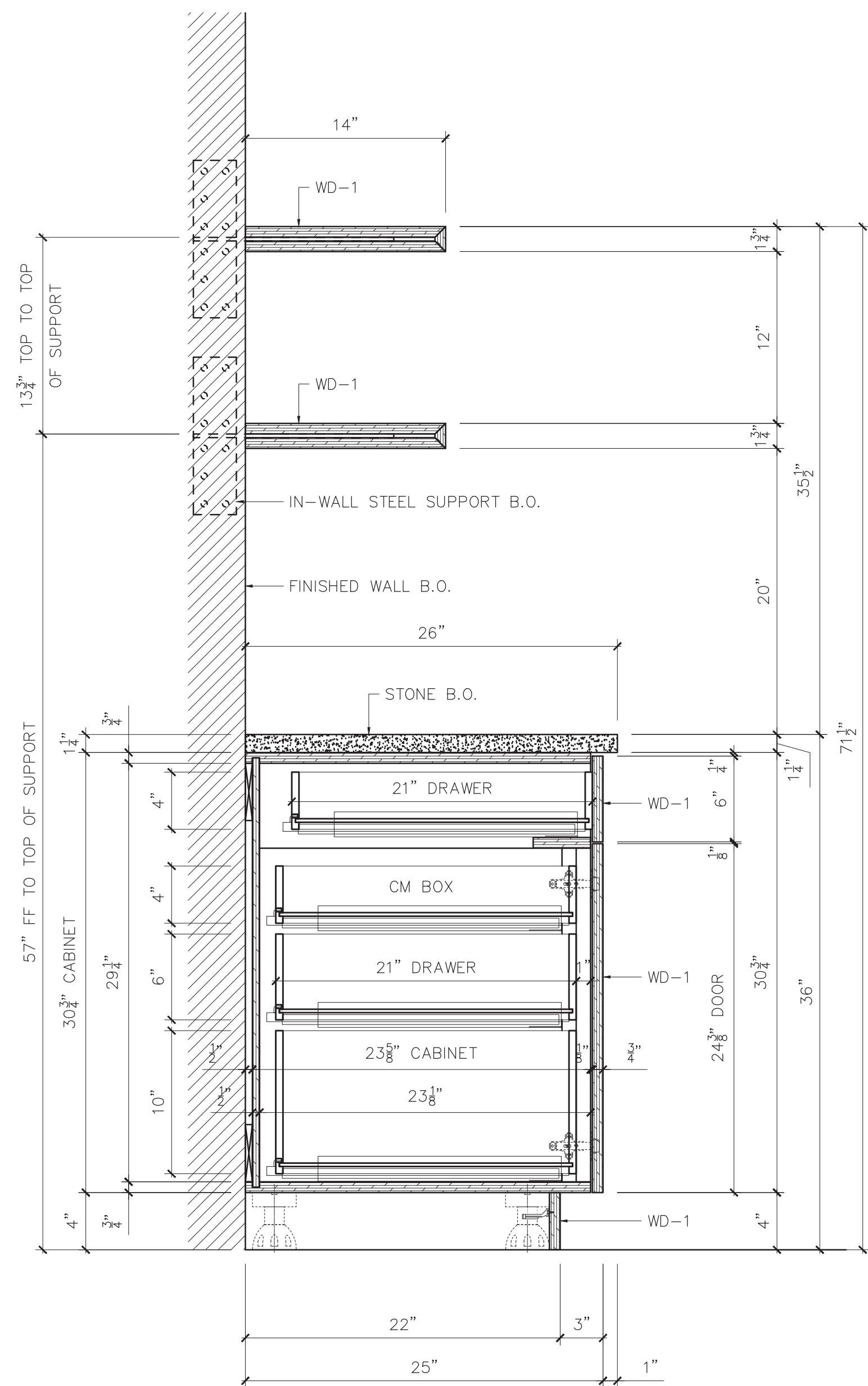
PROJECT: 135

ARCH./D: [Redacted]

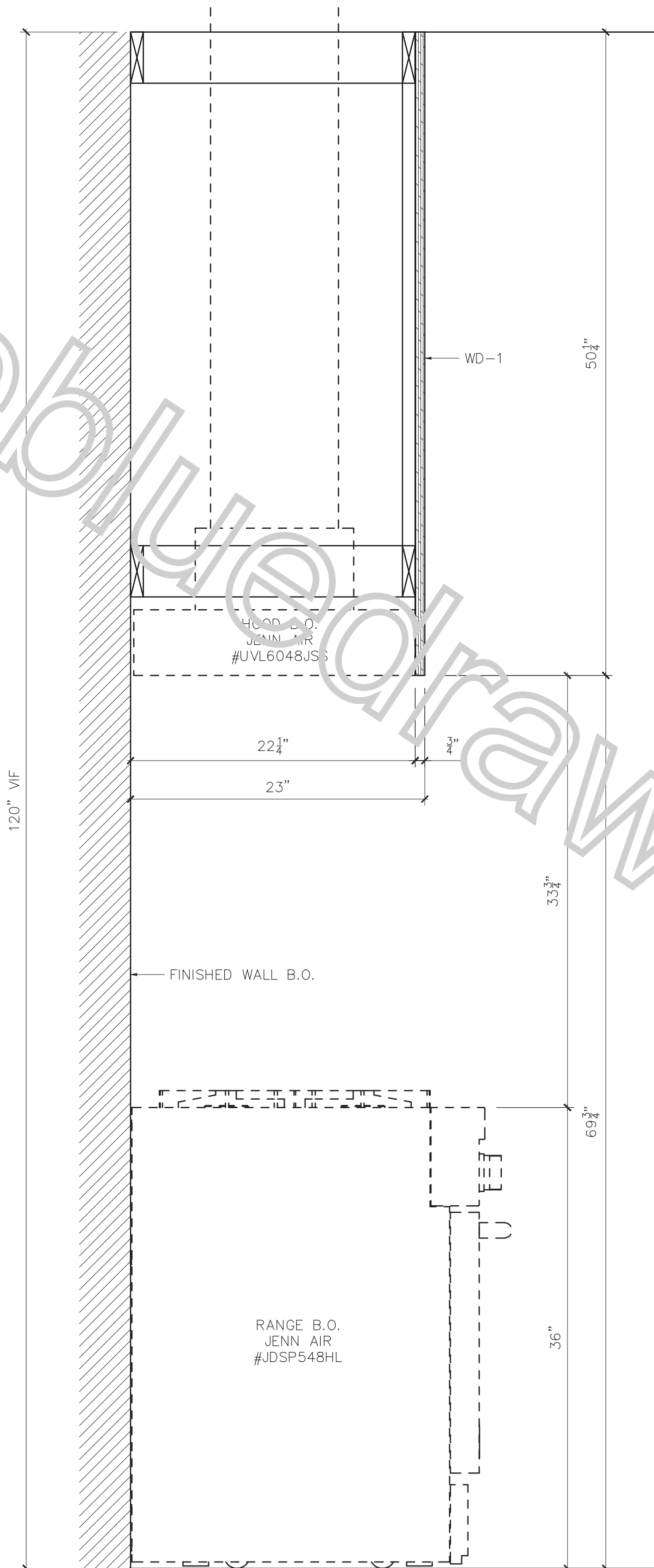
TEL:91 [Redacted]

KITCHEN [Redacted]

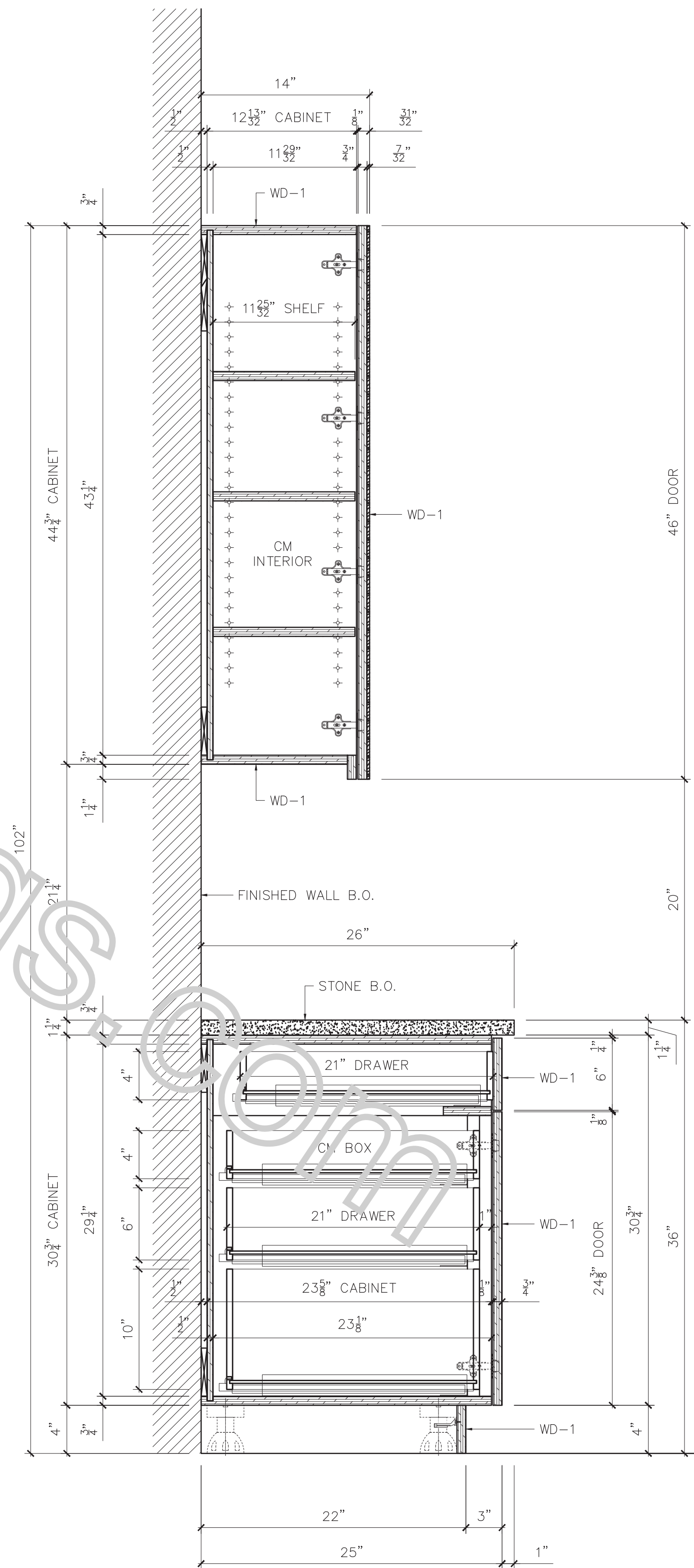
|                |                 |               |
|----------------|-----------------|---------------|
| DWN BY: SEV    | SCALE: AS NOTED | DWG.NO.: S2.8 |
| DATE: 02/18/22 |                 |               |



13 SECTION  
SCALE: 1-1/2" = 1'-0"



14 SECTION  
SCALE: 1-1/2" = 1'-0"



15 SECTION  
SCALE: 1-1/2" = 1'-0"

|      |   |
|------|---|
| WD-1 | P |
| CM   | C |
| H-1  | P |
| H-2  | P |
| H-3  | P |
| H-4  | P |
| H-5  | P |
| H-6  | P |
| H-7  | N |
| H-8  | V |
| H-9  | L |
| H-10 | L |
| H-11 | N |
| H-12 | N |
| H-13 | P |
| H-14 | S |
| ST-1 | S |
| E-1  | C |
| E-2  | C |

|      |  |
|------|--|
| APP  |  |
| APP  |  |
| REV  |  |
| SIGN |  |

| Nr | DATE     | OBS. |
|----|----------|------|
| 1  | 02/18/22 |      |
| 2  | 03/03/22 |      |
| 3  | 03/20/22 |      |
| 4  | 03/31/22 |      |

|      |  |
|------|--|
| ON   |  |
| SUP  |  |
| ARC  |  |
| APP  |  |
| SIGN |  |

|               |
|---------------|
| AFF=Above F   |
| BGF=Base      |
| BCK=Back      |
| CABT=Cabinet  |
| CAS=Casing    |
| CL=Clear Cpt  |
| CLCP=Combs    |
| DB=Drawer B   |
| DF=Drawer F   |
| VIF=Verify In |
| FD=Field Dim  |

PROJECT  
135

ARCH./D  
TEL:91

KITCHEN

DWN BY:  
SEV  
DATE:  
02/18/22

SCALE:  
AS NOTED

DWG.NO.:  
S2.9

S  
9

30.10  
40B  
6.17.917  
52  
700  
GLE  
7.76.334  
340  
#360230

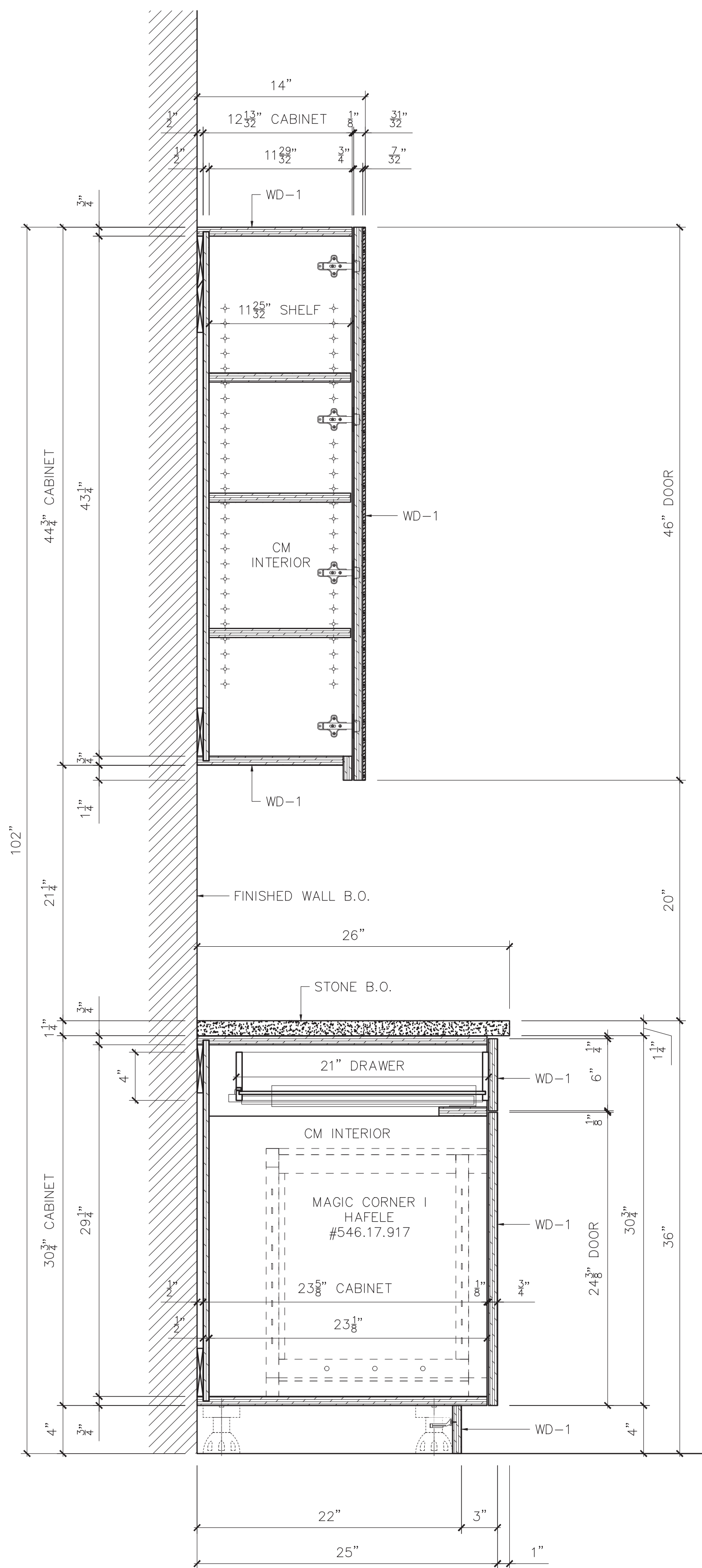
OBS.

SS

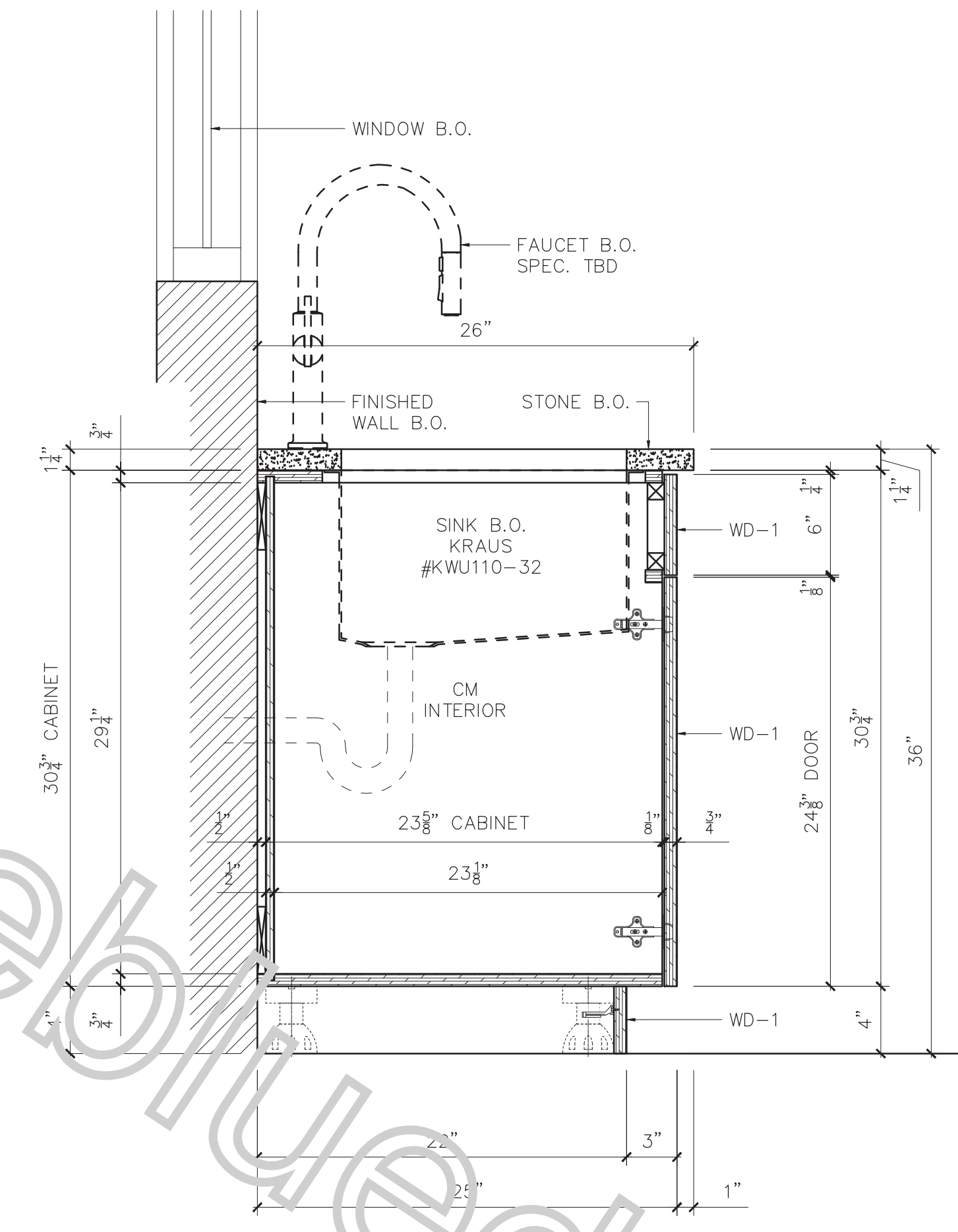
ET

made.com

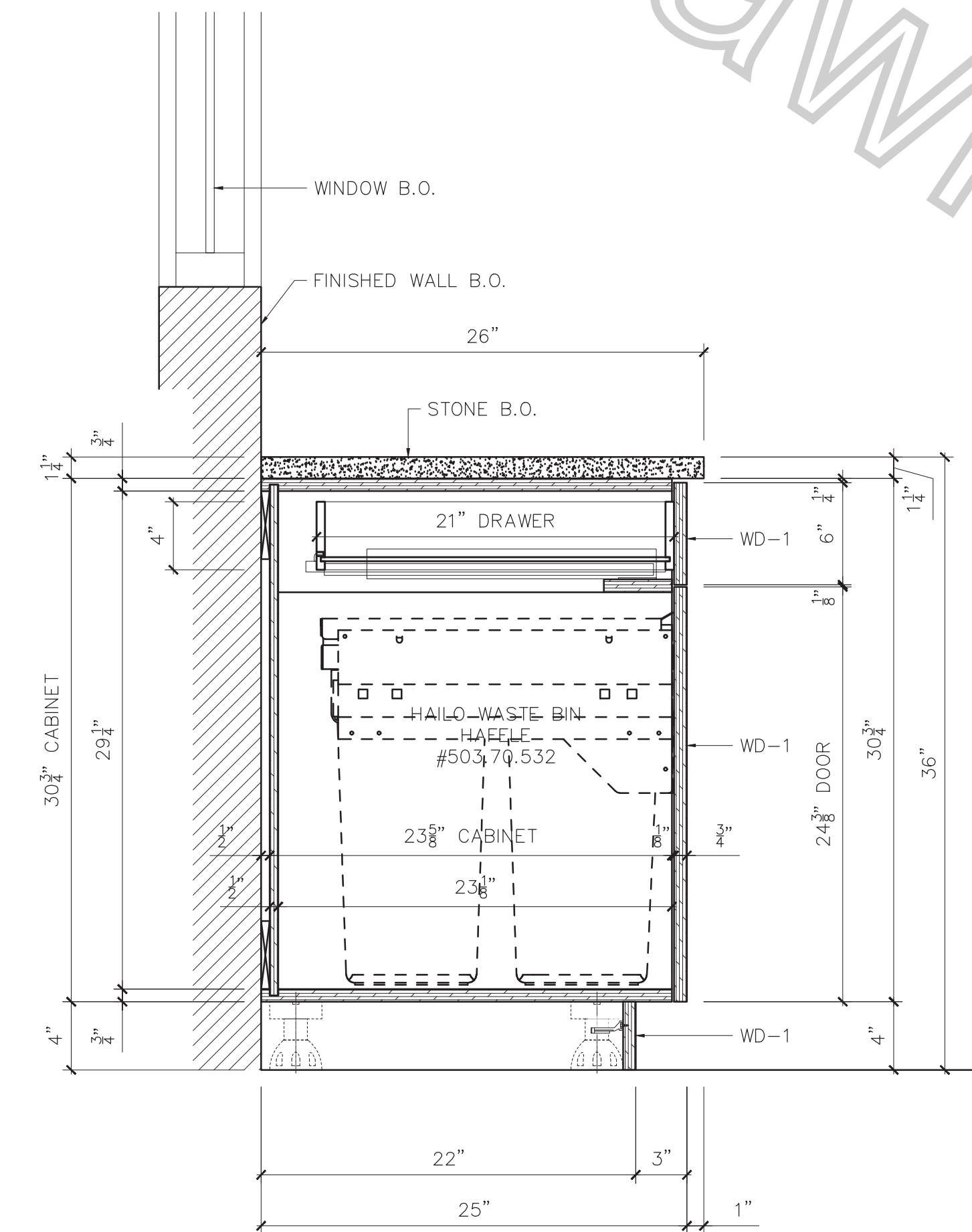
TRY



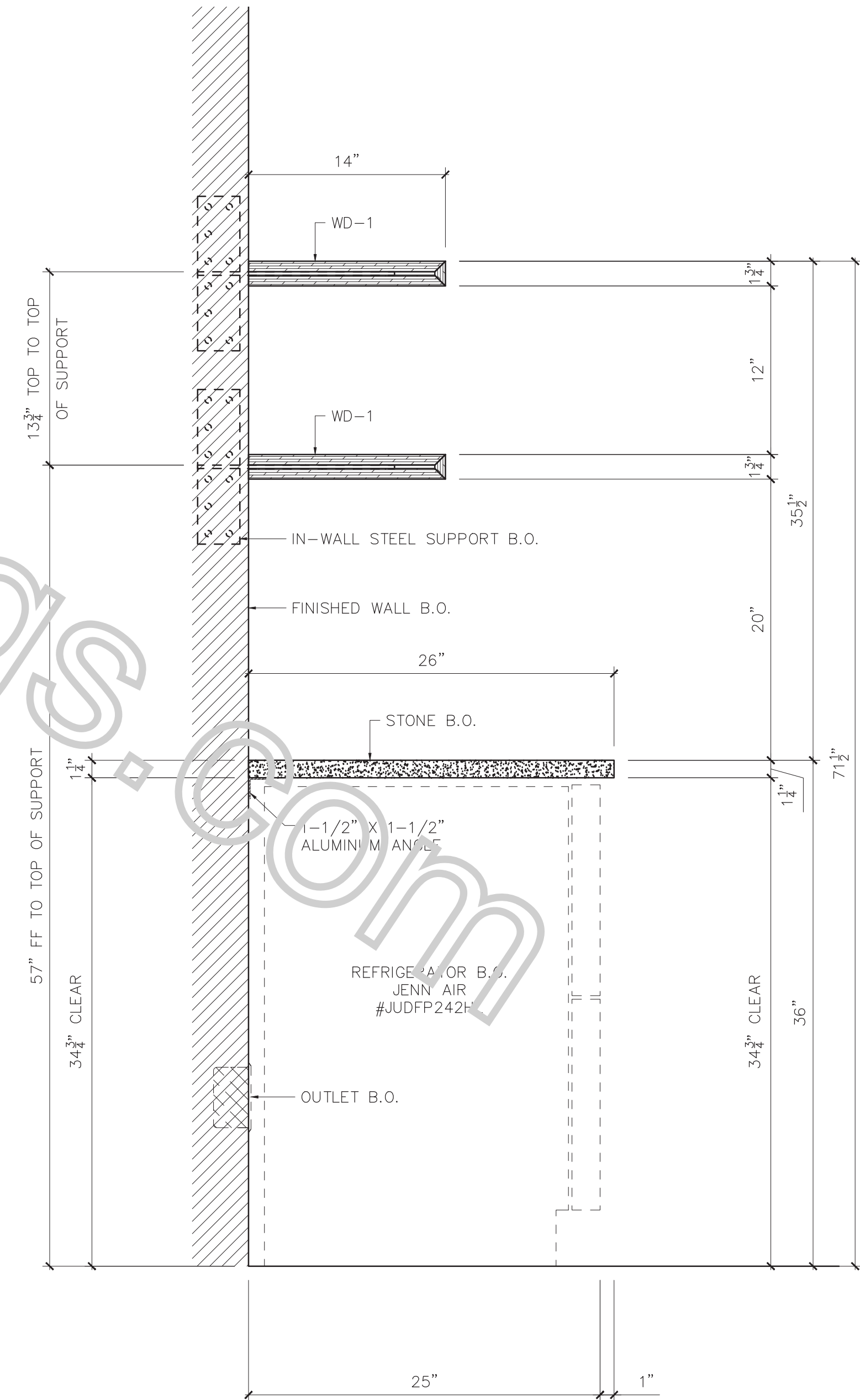
16 SECTION  
SCALE: 1-1/2" = 1'-0"



17 SECTION  
SCALE: 1-1/2" = 1'-0"



18 SECTION  
SCALE: 1-1/2" = 1'-0"



19A SECTION  
SCALE: 1-1/2" = 1'-0"

|      |   |
|------|---|
| WD-1 | P |
| CM   | C |
| H-1  | E |
| H-2  | E |
| H-3  | E |
| H-4  | E |
| H-5  | E |
| H-6  | E |
| H-7  | N |
| H-8  | V |
| H-9  | L |
| H-10 | L |
| H-11 | N |
| H-12 | N |
| H-13 | P |
| H-14 | S |
| ST-1 | S |
| E-1  | C |
| E-2  | C |

APP  
APP  
REV  
SIGN

| Nr | DATE     |
|----|----------|
| 1  | 02/18/22 |
| 2  | 03/03/22 |
| 3  | 03/20/22 |
| 4  | 03/31/22 |

ON  
SUP  
AR  
APP  
SIGN

AFF=Above F  
BFC=Base  
BCK=Back  
CABT=Cabinet  
CAS=Casing  
CL=Clear Cpt  
CLOP=Coverlet  
DB=Drawer B  
DF=Drawer F  
VIF=Verify In  
FD=Field Dim

PROJECT  
135

ARCH./D  
TEL:91

KITCHEN

DWN BY:  
SEV  
DATE:  
02/18/22

SCALE:  
AS NOTED

DWG.NO.:  
S2.10

S

30.10  
40B  
6.17.917  
52  
700  
GLE  
7.76.334  
340  
#360230

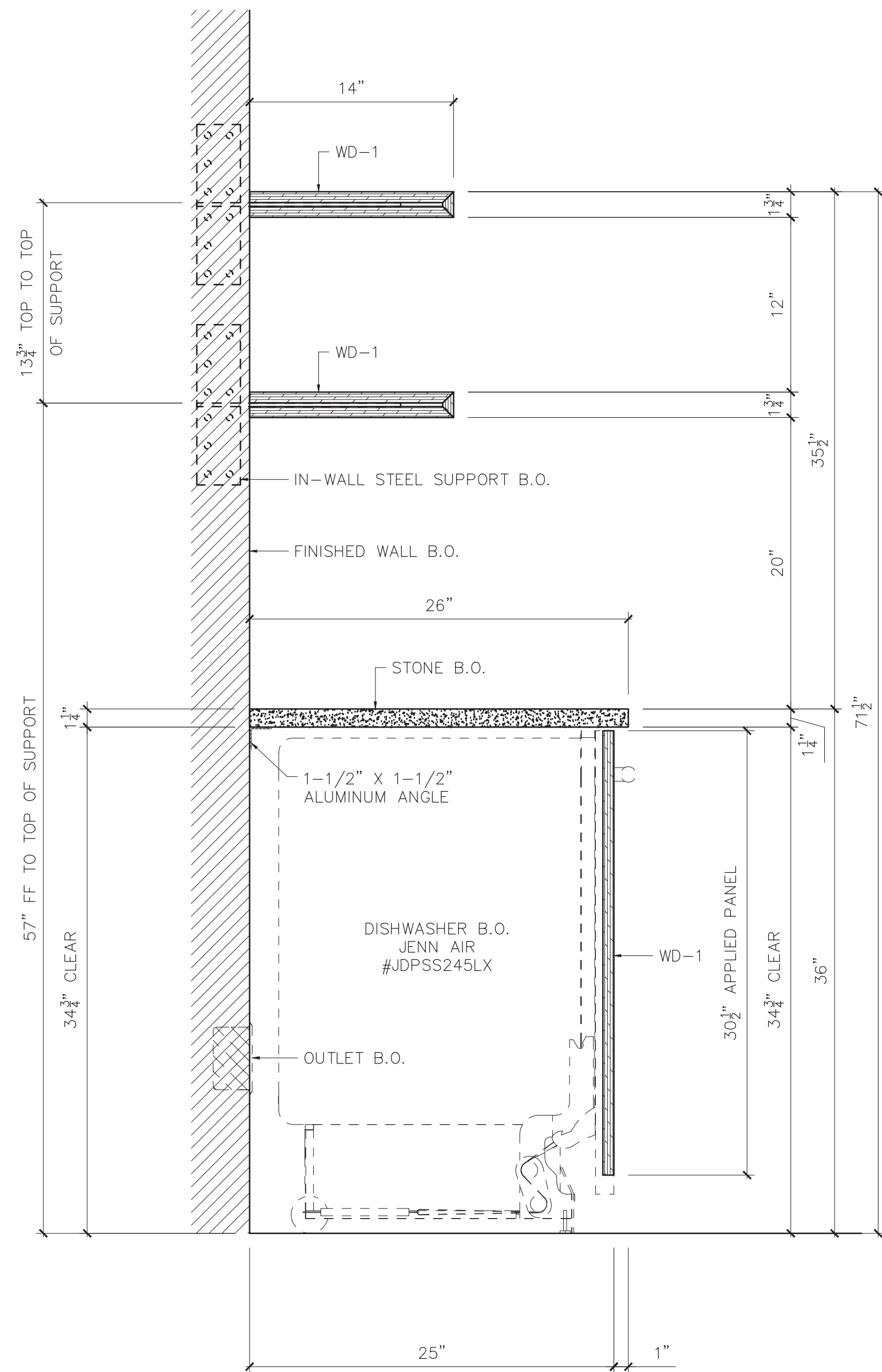
OBS.

SS

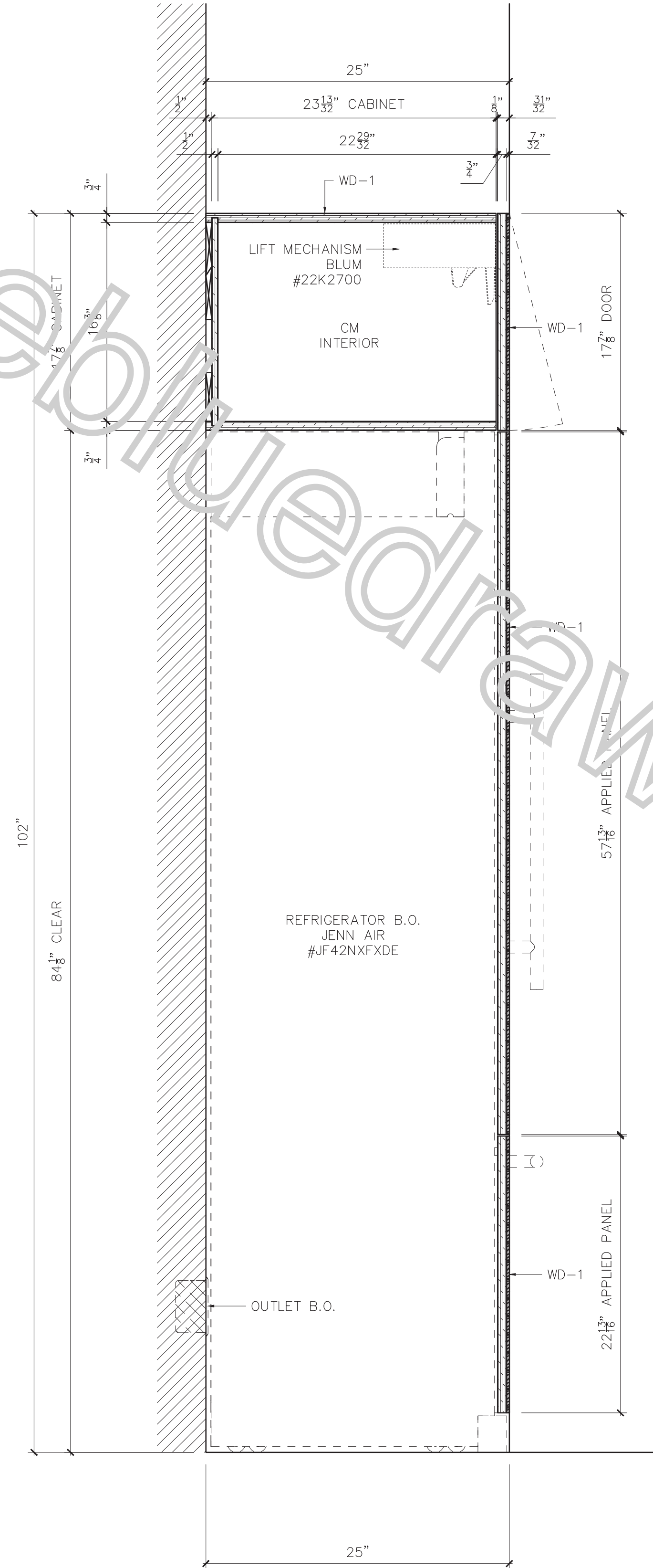
ET

made.com

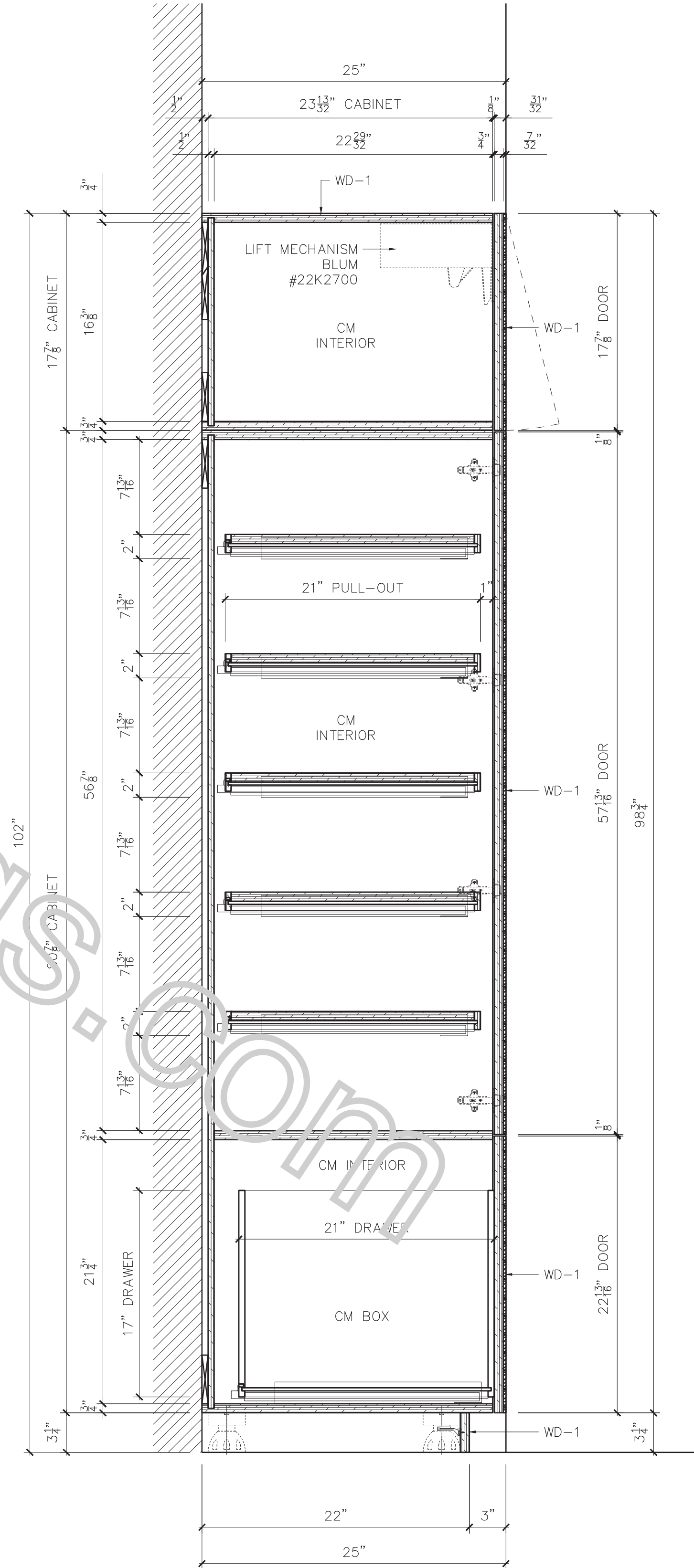
ENTRY



19B SECTION  
SCALE: 1-1/2" = 1'-0"

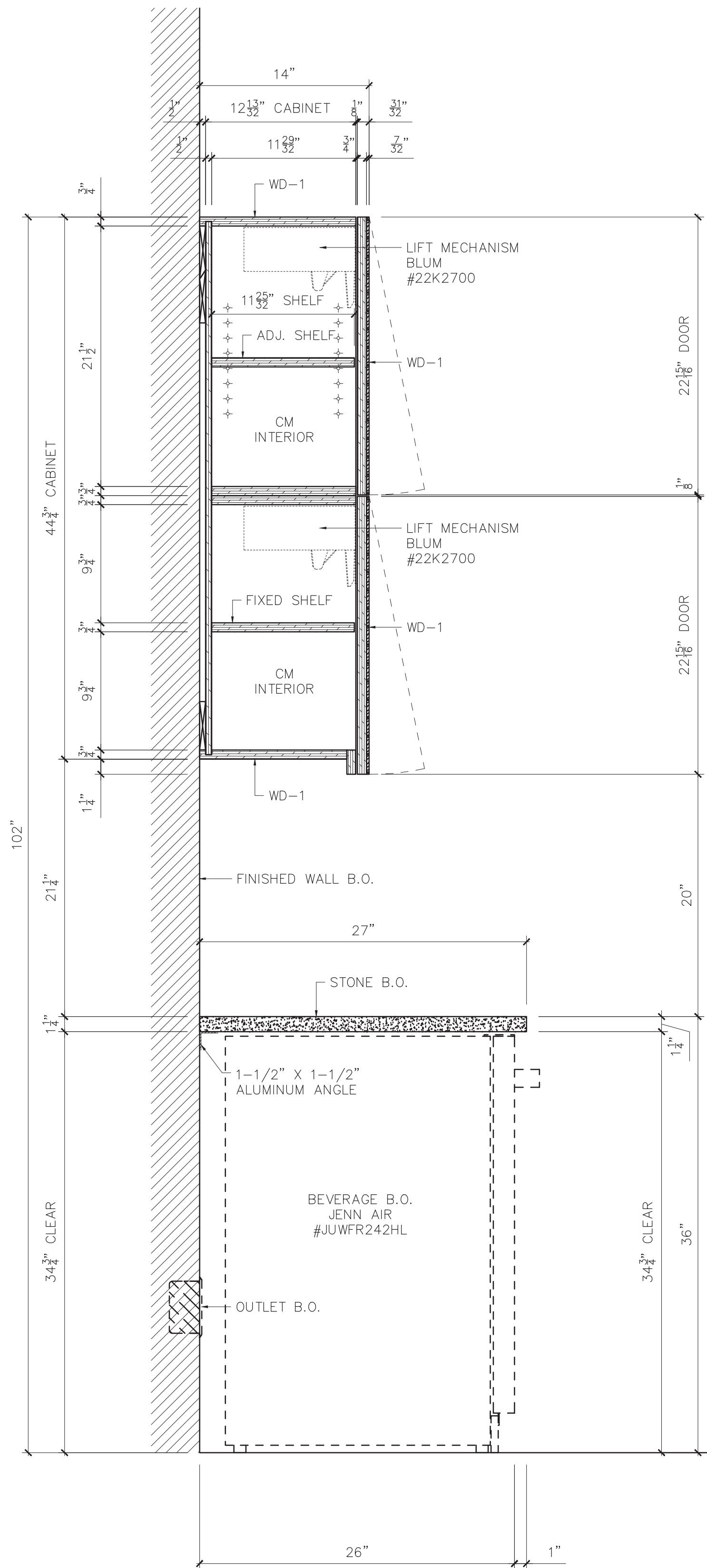


20 SECTION  
SCALE: 1-1/2" = 1'-0"

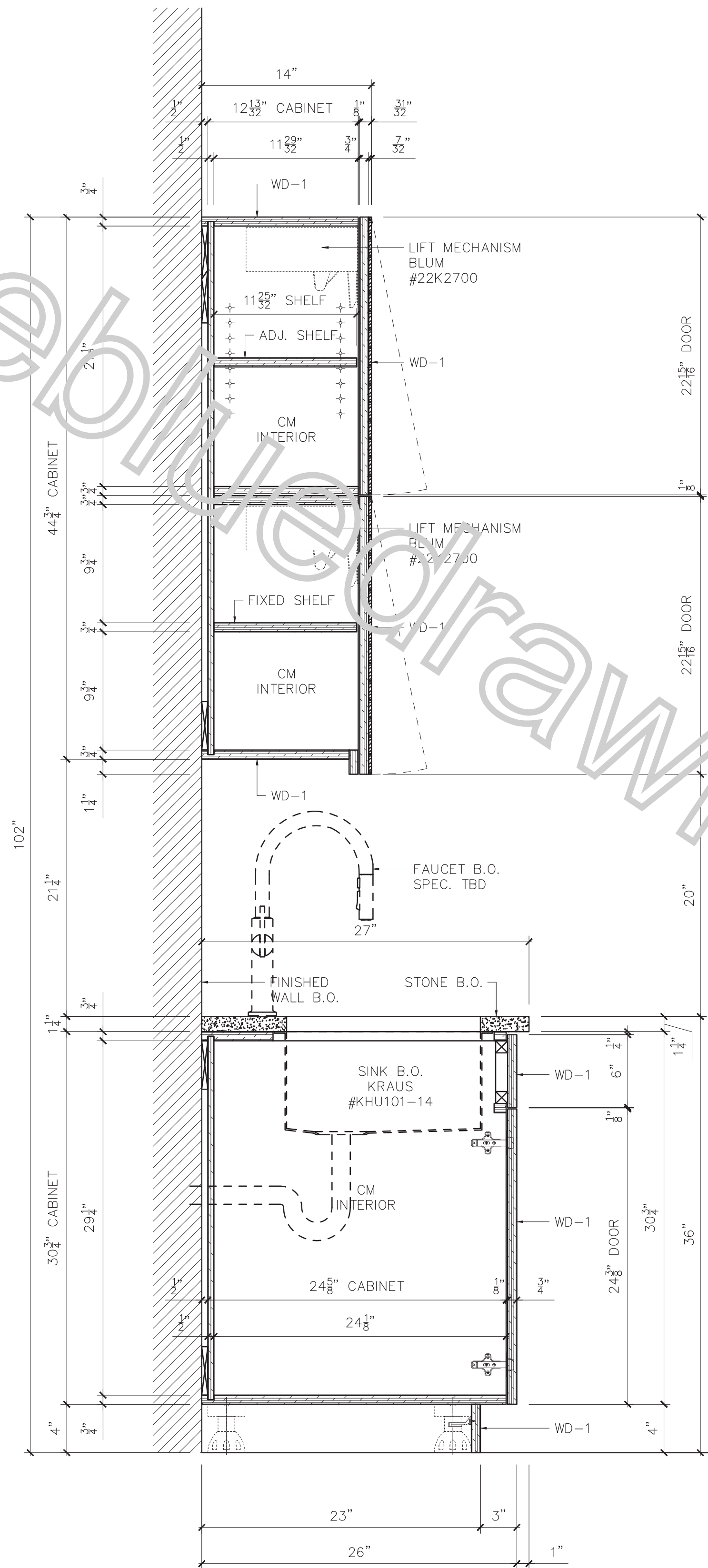


21 SECTION  
SCALE: 1-1/2" = 1'-0"

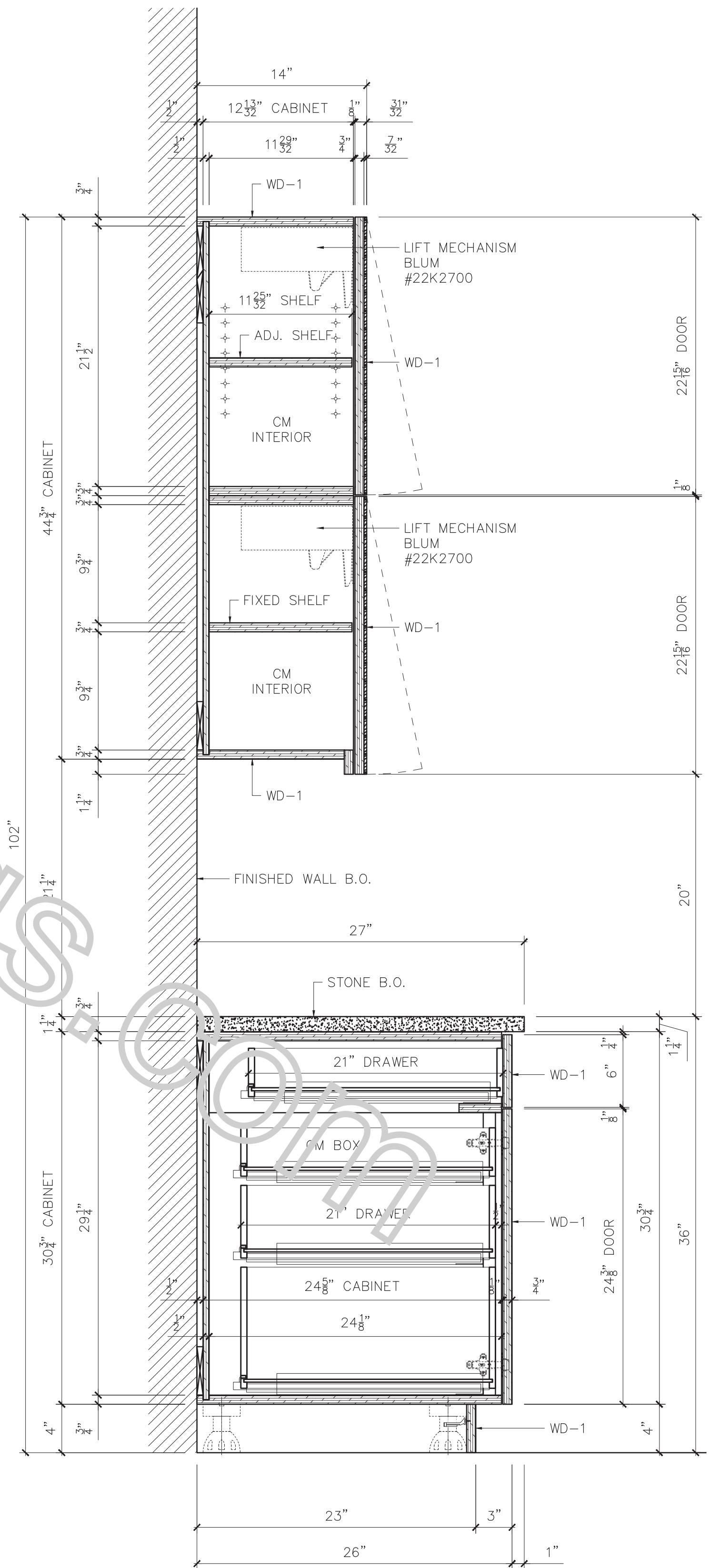
|             |          |             |             |            |              |            |             |             |               |              |      |      |      |
|-------------|----------|-------------|-------------|------------|--------------|------------|-------------|-------------|---------------|--------------|------|------|------|
| WD-1        | CM       |             |             |            |              |            |             |             |               |              |      |      |      |
| H-1         | H-2      | H-3         | H-4         | H-5        | H-6          | H-7        | H-8         | H-9         | H-10          | H-11         | H-12 | H-13 | H-14 |
| ST-1        | E-1      | E-2         |             |            |              |            |             |             |               |              |      |      |      |
| APP         | APP      | REV         | SIGN        |            |              |            |             |             |               |              |      |      |      |
| Nr          | DATE     | DESCRIPTION | BY          |            |              |            |             |             |               |              |      |      |      |
| 1           | 02/18/22 |             |             |            |              |            |             |             |               |              |      |      |      |
| 2           | 03/03/22 |             |             |            |              |            |             |             |               |              |      |      |      |
| 3           | 03/20/22 |             |             |            |              |            |             |             |               |              |      |      |      |
| 4           | 03/31/22 |             |             |            |              |            |             |             |               |              |      |      |      |
| ON          | SUP      | AR          | APP         | SIGN       |              |            |             |             |               |              |      |      |      |
| AFF=Above F | BGF=Base | BCK=Back    | CABT=Cabine | CAS=Casing | CL=Clear Cpe | CLP=Covete | DB=Drawer B | DF=Drawer F | VIF=Verify In | FD=Field Dim |      |      |      |
| PROJECT     | 135      | ARCH./D     | TEL:91      | KITCHEN    |              |            |             |             |               |              |      |      |      |
| DWN BY:     | SEV      | SCALE:      | AS NOTED    | DWG.NO.:   | S2.11        |            |             |             |               |              |      |      |      |
| DATE:       | 02/18/22 |             |             |            |              |            |             |             |               |              |      |      |      |



22 SECTION  
SCALE: 1-1/2" = 1'-0"



23 SECTION  
SCALE: 1-1/2" = 1'-0"



24 SECTION  
SCALE: 1-1/2" = 1'-0"

|      |   |
|------|---|
| WD-1 | P |
| CM   | C |
| H-1  | P |
| H-2  | P |
| H-3  | H |
| H-4  | E |
| H-5  | H |
| H-6  | H |
| H-7  | N |
| H-8  | L |
| H-9  | L |
| H-10 | L |
| H-11 | N |
| H-12 | N |
| H-13 | P |
| H-14 | S |

|      |   |
|------|---|
| ST-1 | S |
| E-1  | C |
| E-2  | C |

|      |  |
|------|--|
| APP  |  |
| APP  |  |
| REV  |  |
| SIGN |  |

| Nr | DATE     | OBS. |
|----|----------|------|
| 1  | 02/18/22 |      |
| 2  | 03/03/22 |      |
| 3  | 03/20/22 |      |
| 4  | 03/31/22 |      |

|      |  |
|------|--|
| ON   |  |
| SUP  |  |
| ARC  |  |
| APP  |  |
| SIGN |  |

|               |  |
|---------------|--|
| AFF=Above F   |  |
| BGF=Base      |  |
| BCK=Back      |  |
| CABT=Cabinet  |  |
| CAS=Casing    |  |
| CL=Clear Op   |  |
| CLIP=Clamp    |  |
| DB=Drawer B   |  |
| DF=Drawer F   |  |
| VIF=Verify In |  |
| FD=Field Dim  |  |

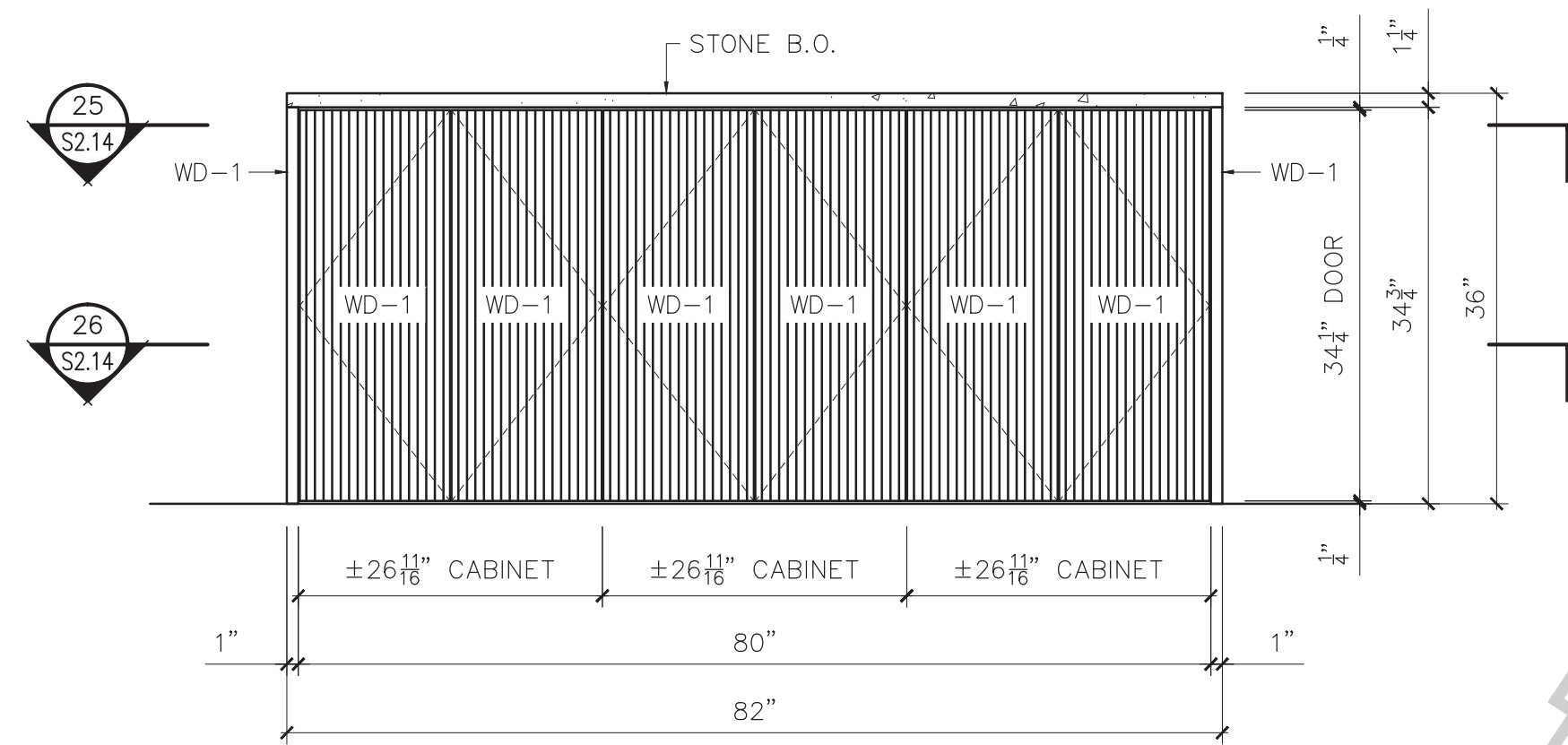
|         |     |    |
|---------|-----|----|
| PROJECT | 135 | ET |
|---------|-----|----|

|         |  |          |
|---------|--|----------|
| ARCH./D |  | made.com |
|---------|--|----------|

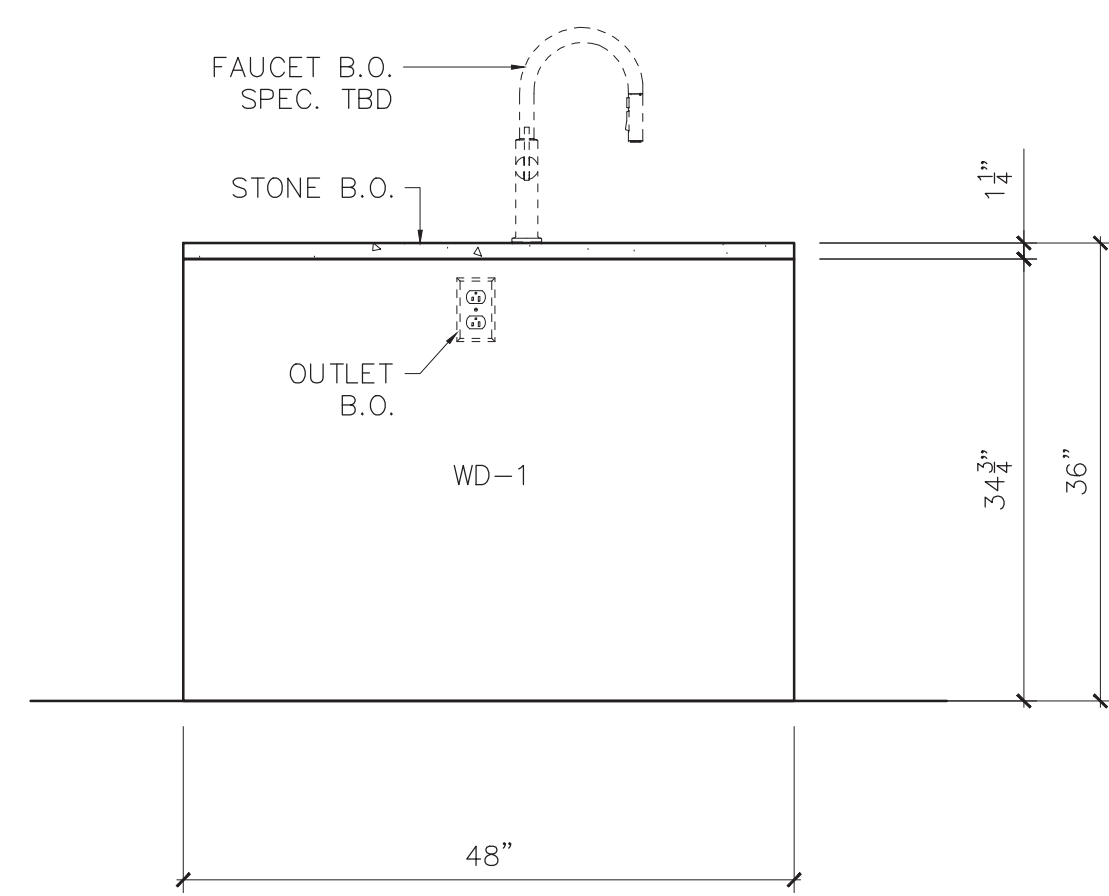
|        |  |  |
|--------|--|--|
| TEL:91 |  |  |
|--------|--|--|

|         |  |       |
|---------|--|-------|
| KITCHEN |  | ENTRY |
|---------|--|-------|

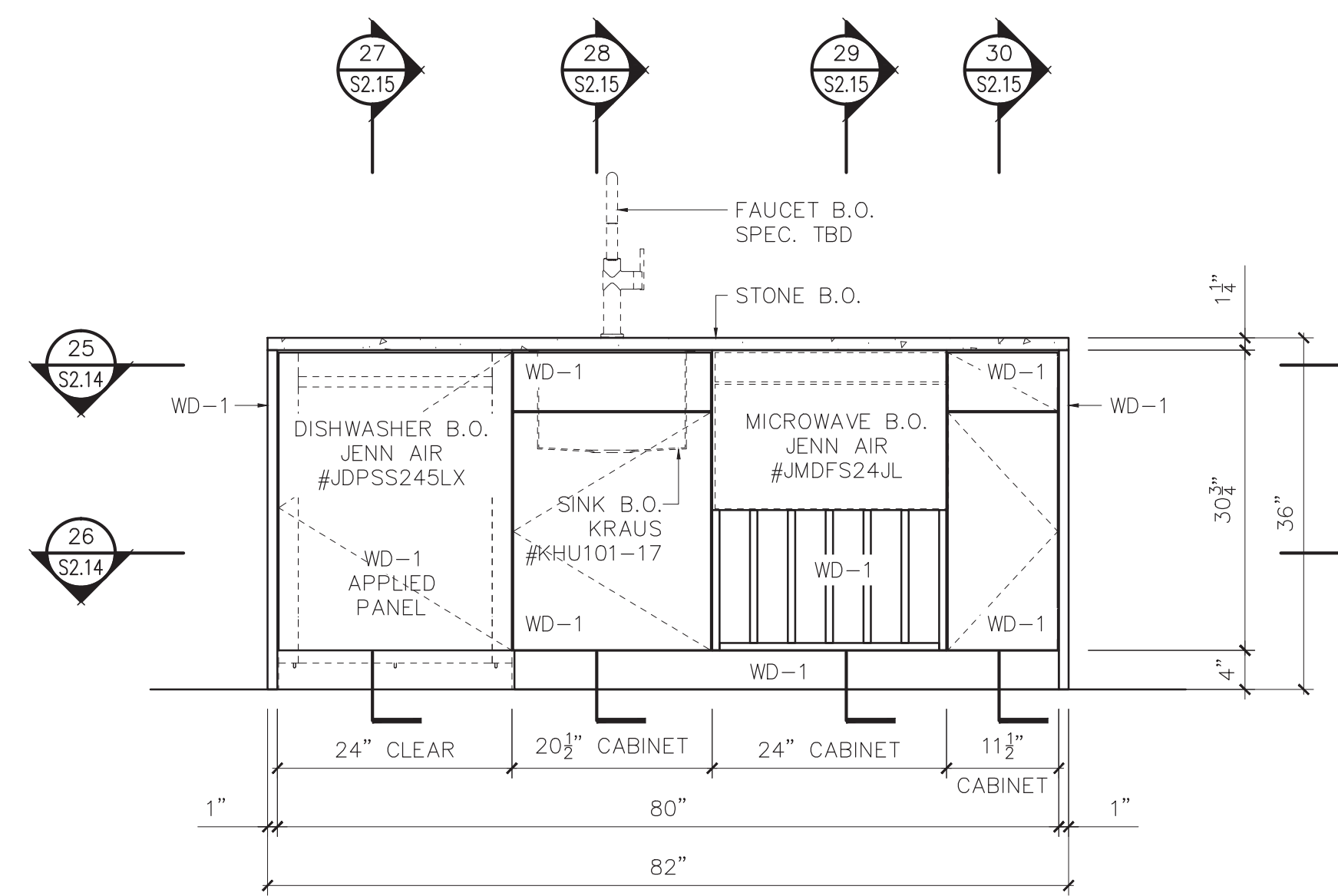
|         |          |        |          |          |       |
|---------|----------|--------|----------|----------|-------|
| DWN BY: | SEV      | SCALE: | AS NOTED | DWG.NO.: | S2.12 |
| DATE:   | 02/18/22 |        |          |          |       |



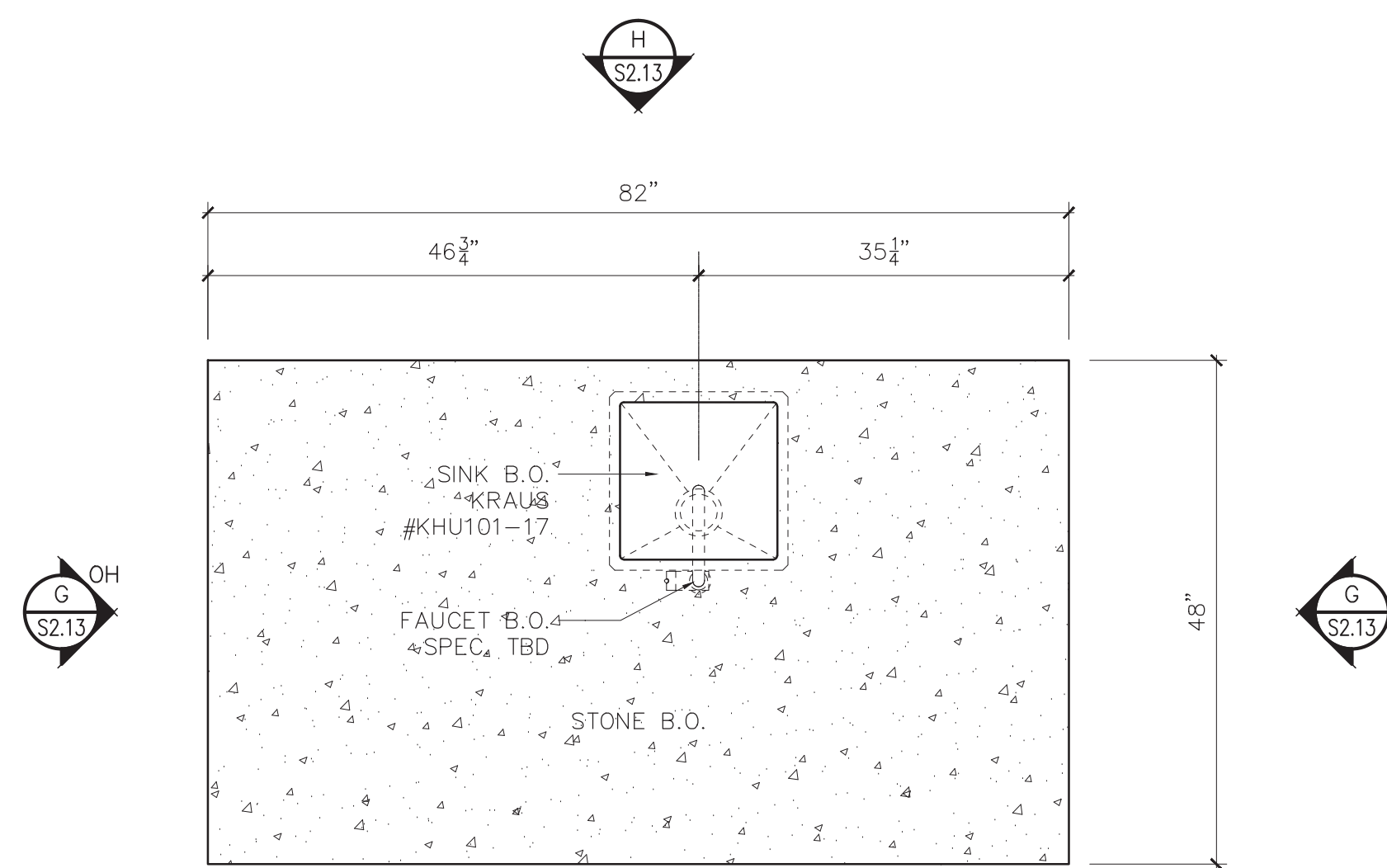
F ELEVATION  
SCALE: 3/4"=1'-0"



G ELEVATION  
SCALE: 3/4"=1'-0"



H ELEVATION  
SCALE: 3/4"=1'-0"



PLAN  
SCALE: 3/4"=1'-0"

thebluedrawings.com

|      |   |
|------|---|
| WD-1 | P |
| CM   | C |
| H-1  | E |
| H-2  | E |
| H-3  | E |
| H-4  | E |
| H-5  | E |
| H-6  | E |
| H-7  | N |
| H-8  | V |
| H-9  | L |
| H-10 | 1 |
| H-11 | N |
| H-12 | U |
| H-13 | P |
| H-14 | S |

|      |   |
|------|---|
| ST-1 | S |
| E-1  | C |
| E-2  | C |

|      |  |
|------|--|
| APP  |  |
| APP  |  |
| REV  |  |
| SIGN |  |

| Nr | DATE     | OBS. |
|----|----------|------|
| 1  | 02/18/22 |      |
| 2  | 03/03/22 |      |
| 3  | 03/20/22 |      |
| 4  | 03/31/22 |      |

|      |  |
|------|--|
| ON   |  |
| SUP  |  |
| ARC  |  |
| APP  |  |
| SIGN |  |

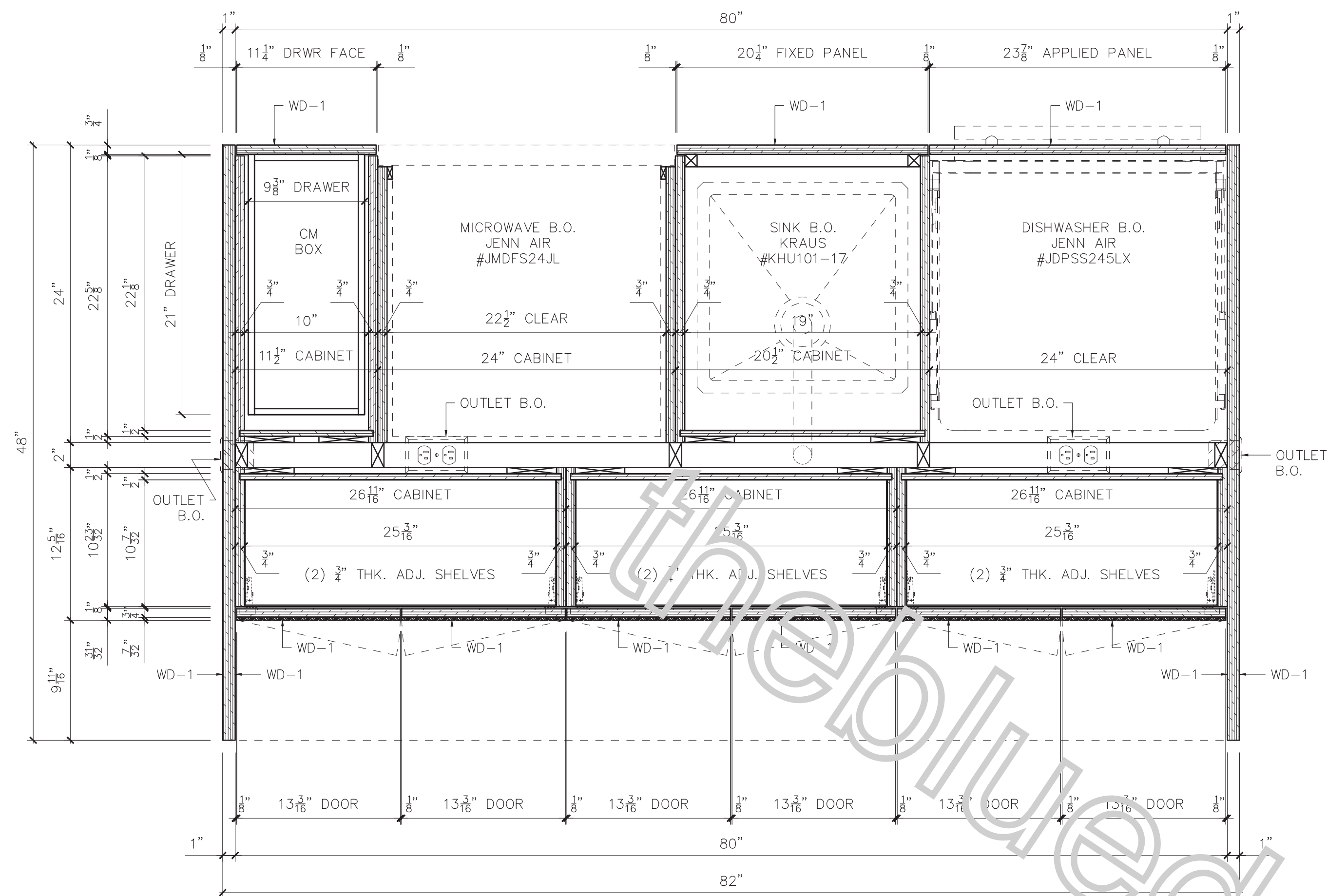
|               |  |
|---------------|--|
| AFF=Above F   |  |
| BSE=Base      |  |
| BCK=Back      |  |
| CABT=Cabinet  |  |
| CAS=Casing    |  |
| CL=Clear Cpt  |  |
| CLCP=Cover    |  |
| DB=Drawer B   |  |
| DF=Drawer F   |  |
| VIF=Verify In |  |
| FD=Field Dim  |  |

|         |     |    |
|---------|-----|----|
| PROJECT | 135 | ET |
|---------|-----|----|

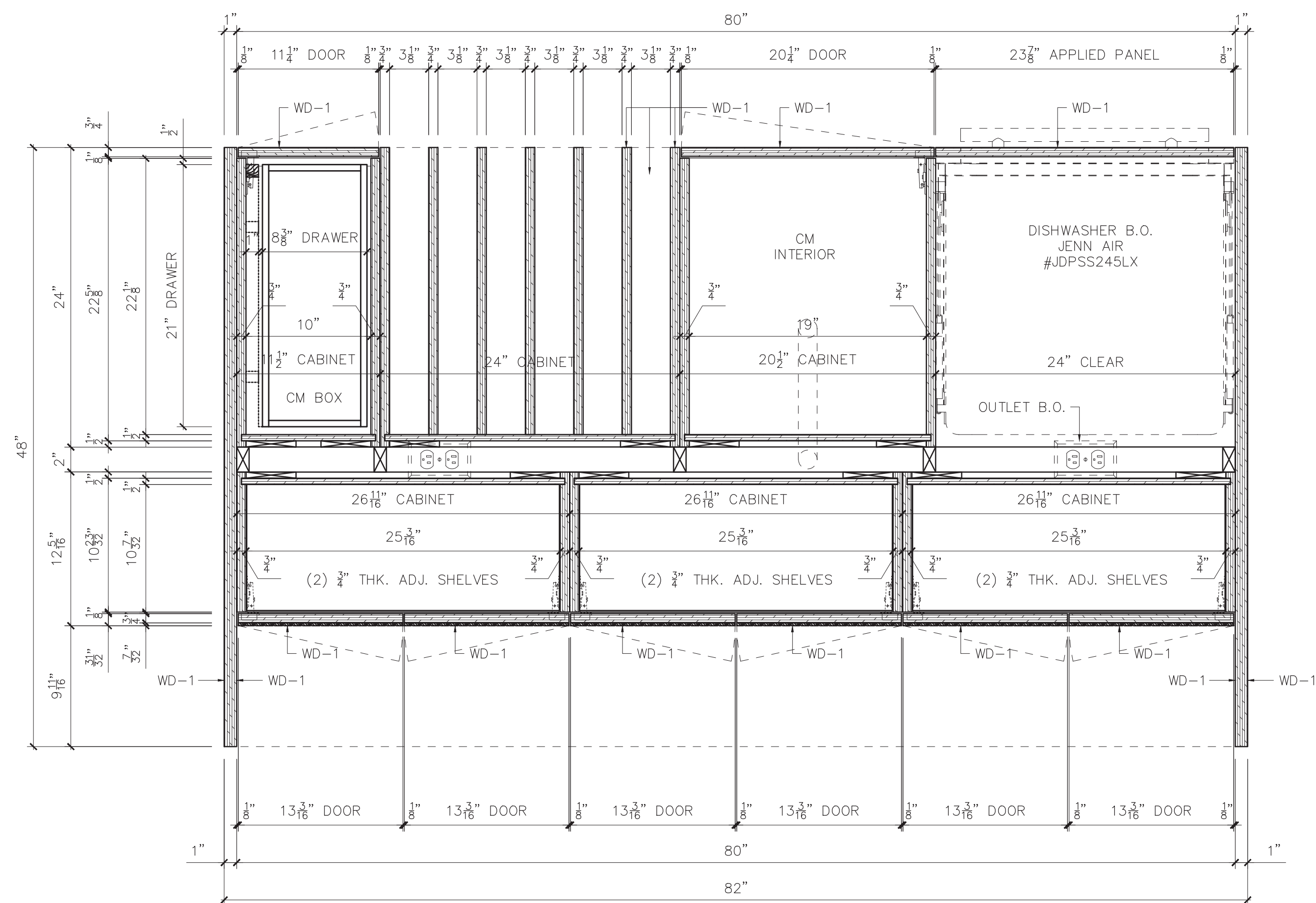
|         |  |          |
|---------|--|----------|
| ARCH./D |  | made.com |
|---------|--|----------|

|         |  |       |
|---------|--|-------|
| KITCHEN |  | ENTRY |
|---------|--|-------|

|         |          |        |          |          |       |
|---------|----------|--------|----------|----------|-------|
| DWN BY: | SEV      | SCALE: | AS NOTED | DWG.NO.: | S2.13 |
| DATE:   | 02/18/22 |        |          |          |       |



25 SECTION  
SCALE: 1-1/2" = 1'-0"



26 SECTION  
SCALE: 1-1/2" = 1'-0"

|      |   |
|------|---|
| WD-1 | P |
| CM   | C |
| H-1  | E |
| H-2  | P |
| H-3  | H |
| H-4  | E |
| H-5  | H |
| H-6  | P |
| H-7  | N |
| H-8  | L |
| H-9  | L |
| H-10 | L |
| H-11 | L |
| H-12 | N |
| H-13 | P |
| H-14 | S |
| ST-1 | S |
| E-1  | C |
| E-2  | C |

|      |  |
|------|--|
| APP  |  |
| APP  |  |
| REV  |  |
| SIGN |  |

| Nr | DATE     | OBS. |
|----|----------|------|
| 1  | 02/18/22 |      |
| 2  | 03/03/22 |      |
| 3  | 03/20/22 |      |
| 4  | 03/31/22 |      |

|      |  |
|------|--|
| ON   |  |
| SUP  |  |
| ARC  |  |
| APP  |  |
| SIGN |  |

|               |
|---------------|
| AFF=Above F   |
| BGF=Base      |
| BCK=Back      |
| CABT=Cabinet  |
| CAS=Casing    |
| CL=Clear Cpt  |
| CLCP=Cover    |
| DB=Drawer B   |
| DF=Drawer F   |
| VIF=Verify In |
| FD=Field Dim  |

|         |     |    |
|---------|-----|----|
| PROJECT | 135 | ET |
|---------|-----|----|

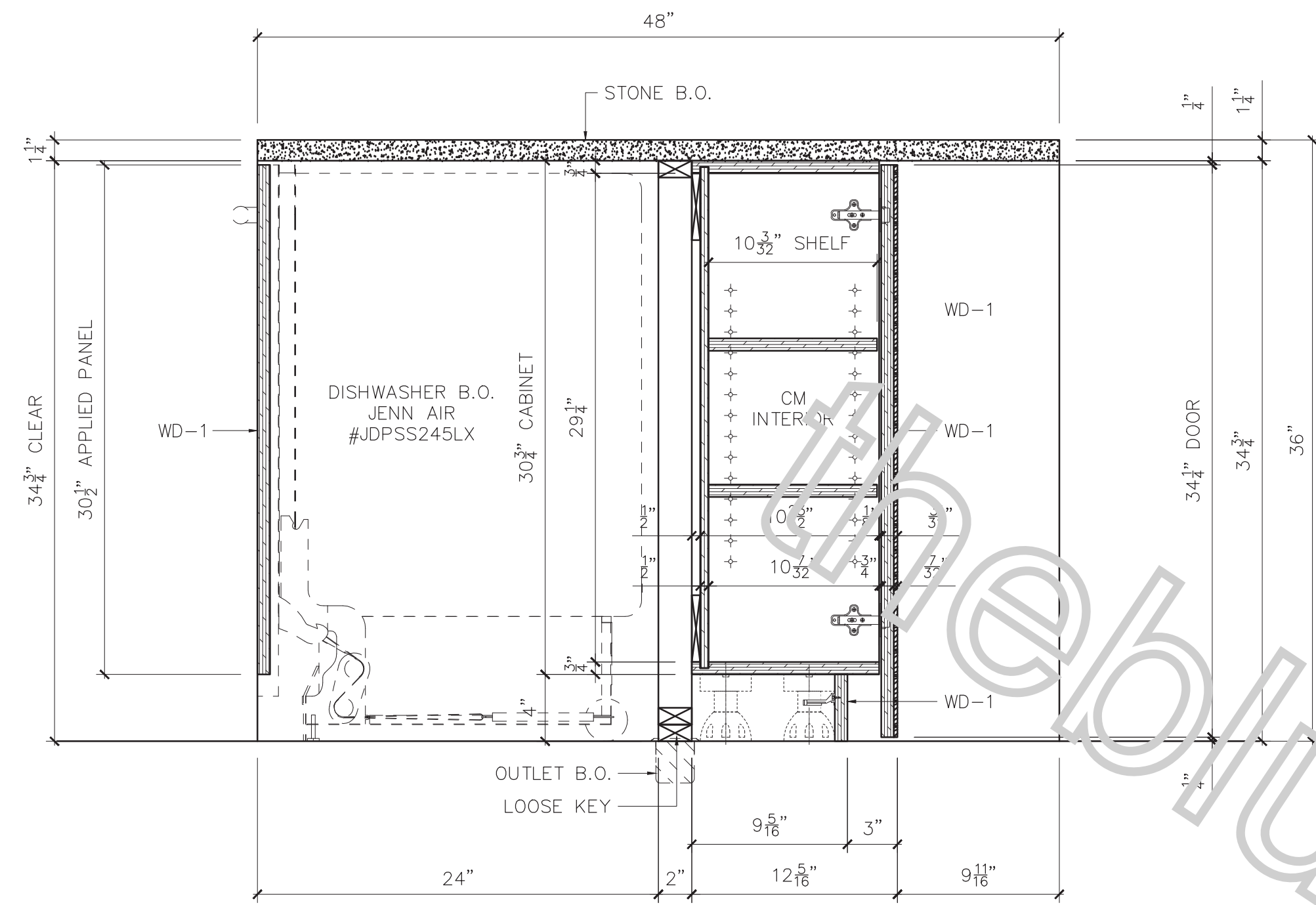
|         |  |          |
|---------|--|----------|
| ARCH./D |  | made.com |
|---------|--|----------|

|        |  |  |
|--------|--|--|
| TEL:91 |  |  |
|--------|--|--|

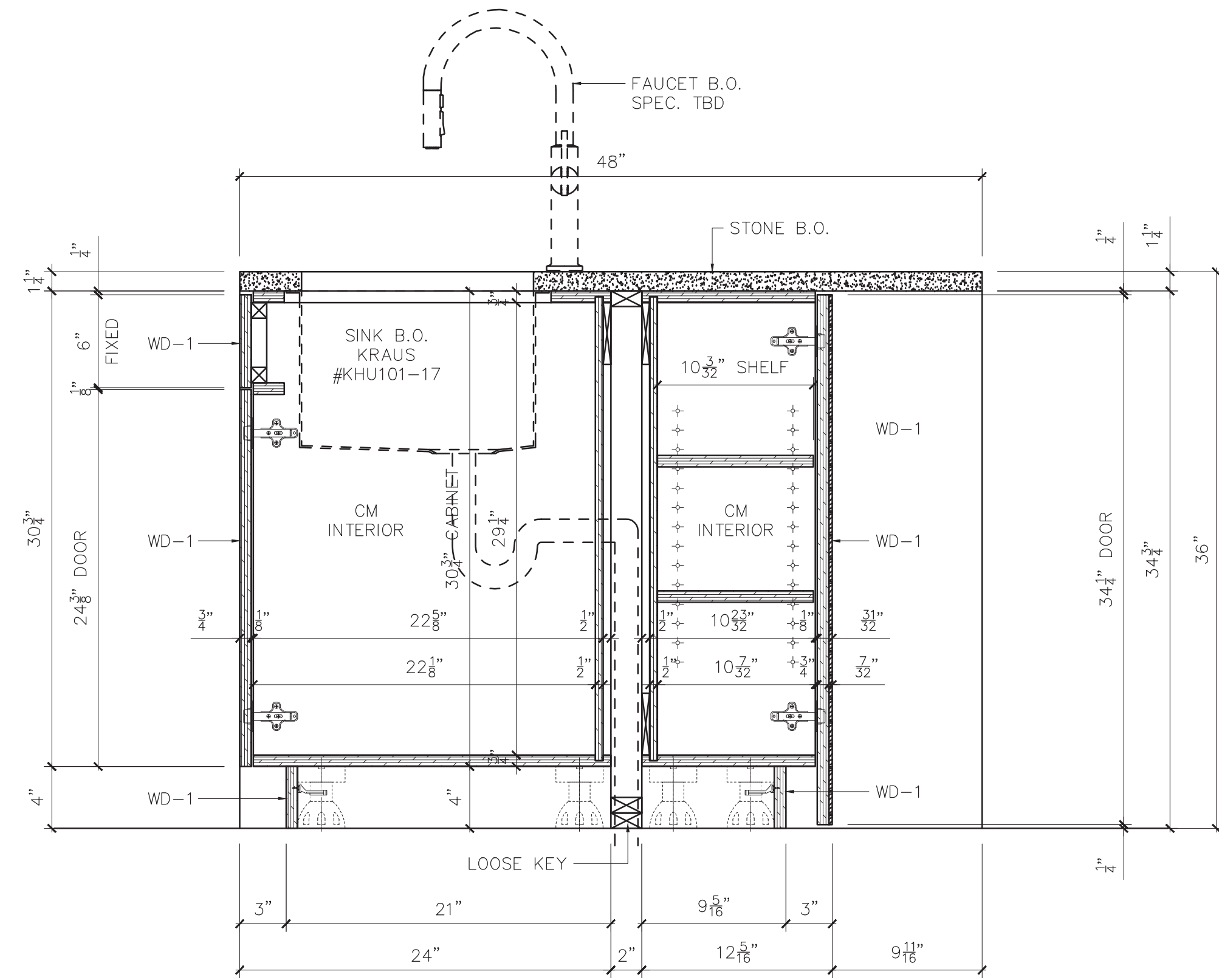
|      |  |     |
|------|--|-----|
| KITC |  | TRY |
|------|--|-----|

|         |          |        |          |          |       |
|---------|----------|--------|----------|----------|-------|
| DWN BY: | SEV      | SCALE: | AS NOTED | DWG.NO.: | S2.14 |
| DATE:   | 02/18/22 |        |          |          |       |

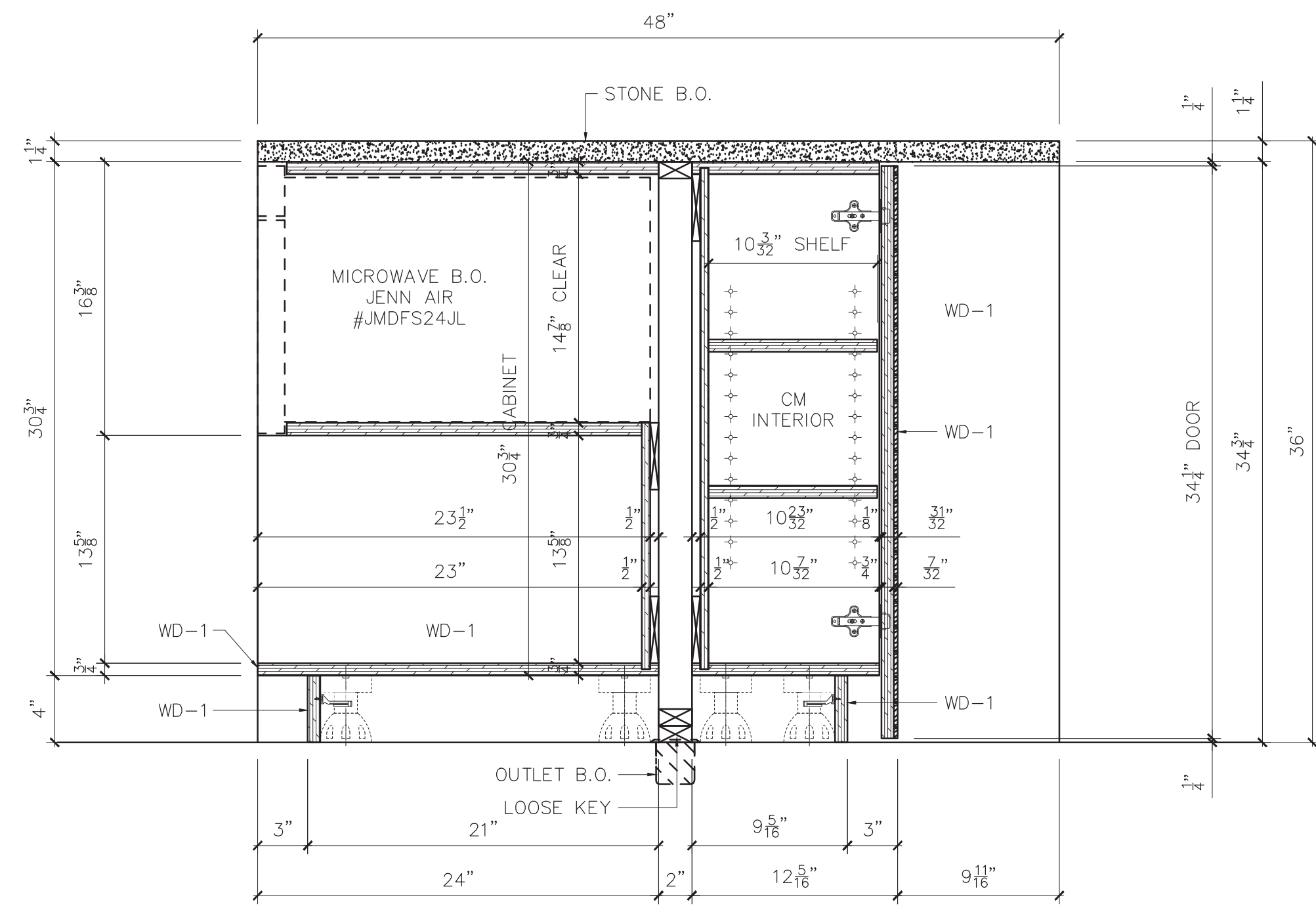
S  
9



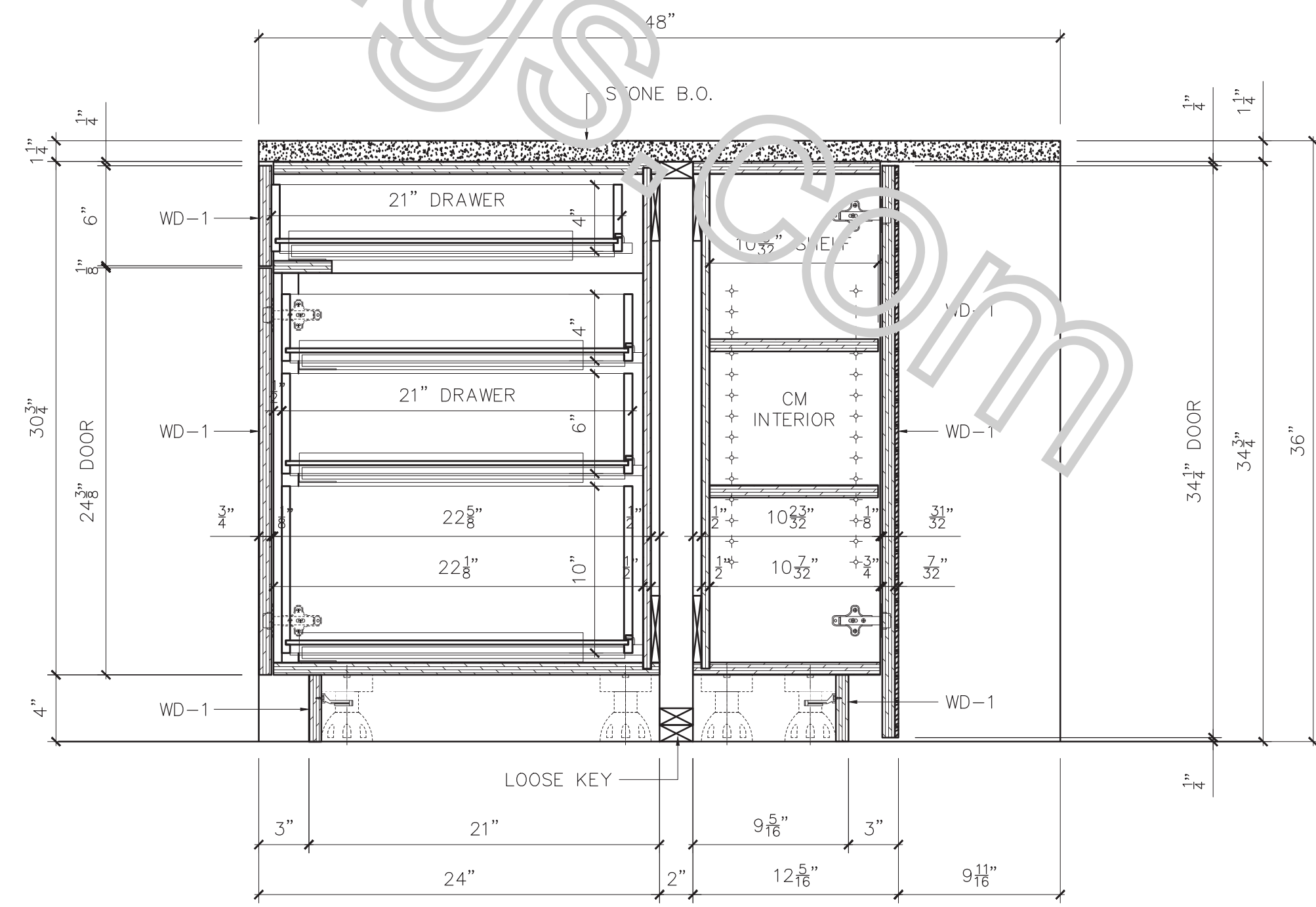
27 SECTION  
SCALE: 1-1/2" = 1'-0"



28 SECTION  
SCALE: 1-1/2" = 1'-0"



29 SECTION  
SCALE: 1-1/2" = 1'-0"



30 SECTION  
SCALE: 1-1/2" = 1'-0"

|      |   |
|------|---|
| WD-1 | P |
| CM   | C |
| H-1  | B |
| H-2  | B |
| H-3  | B |
| H-4  | B |
| H-5  | B |
| H-6  | B |
| H-7  | N |
| H-8  | L |
| H-9  | L |
| H-10 | L |
| H-11 | N |
| H-12 | L |
| H-13 | P |
| H-14 | S |
| ST-1 | S |
| E-1  | C |
| E-2  | C |

|      |  |
|------|--|
| APP  |  |
| APP  |  |
| REV  |  |
| SIGN |  |

| Nr | DATE     | OBS. |
|----|----------|------|
| 1  | 02/18/22 |      |
| 2  | 03/03/22 |      |
| 3  | 03/20/22 |      |
| 4  | 03/31/22 |      |

|      |  |
|------|--|
| ON   |  |
| SUP  |  |
| ARC  |  |
| APP  |  |
| SIGN |  |

|               |
|---------------|
| AFF=Above F   |
| BGF=Base      |
| BCK=Back      |
| CABT=Cabinet  |
| CAS=Casing    |
| CL=Clear Cpt  |
| CLCP=Cover    |
| DB=Drawer B   |
| DF=Drawer F   |
| VIF=Verify In |
| FD=Field Dim  |

|         |     |
|---------|-----|
| PROJECT | 135 |
|---------|-----|

|         |  |
|---------|--|
| ARCH./D |  |
| TEL:91  |  |

|         |       |
|---------|-------|
| KITCHEN | ENTRY |
|---------|-------|

|         |          |        |          |          |       |
|---------|----------|--------|----------|----------|-------|
| DWN BY: | SEV      | SCALE: | AS NOTED | DWG.NO.: | S2.15 |
| DATE:   | 02/18/22 |        |          |          |       |